

**Event Technical Services, Inc**  
 P.O. Box 241  
 Sylvester, GA 31791  
 info@event-tech.com  
 229-777-9977 voice  
 229-777-9955 fax

it's about time...  
 it's about t  
 it's a

<a href="#">Home</a>	<a href="#">About Us</a>	<a href="#">Events Schedule</a>	<a href="#">Results</a>	<a href="#">Chip Returns</a>	<a href="#">Contact Us</a>
----------------------	--------------------------	---------------------------------	-------------------------	------------------------------	----------------------------

## 2011 Sports Barn Turkey Trot - Complete Age Groups

November 24, 2011

Last updated on November 24, 2011



Sports Barn Turkey Trot 2011  
 Chattanooga, TN

results [www.event-tech.com](http://www.event-tech.com)  
[info@event-tech.com](mailto:info@event-tech.com)

### MALE OVERALL WINNERS

Place	O'All	Bib#	Name	Age	City,st	Nettime	Pace
1	1	922	Patrick Hall	27		26:22.52	5:19

### FEMALE OVERALL WINNERS

Place	O'All	Bib#	Name	Age	City,st	Nettime	Pace
1	52	1269	Emily Waite	29	Birmingham AL	33:19.73	6:43

### FEMALE MASTERS OVERALL RESULTS

Place	O'All	Bib#	Name	Age	City,st	Nettime	Pace
1	54	192	Laurie McGuire	47		33:35.24	6:46

### MALE MASTERS OVERALL RESULTS

Place	O'All	Bib#	Name	Age	City,st	Nettime	Pace
1	9	84	Tim Ensign	48		27:35.02	5:33

### MALE AGE GROUP: 1 - 12

Place	O'All	Bib#	Name	Age	City,st	Nettime	Pace
1	73	1353	Carter Cheeseman	10	Nashville TN	34:45.70	7:00
2	256	968	Blake Richardson	11		40:01.39	8:04
3	290	854	Thomas Porter	12		40:40.43	8:11
4	425	857	Joshua Bowers	12		43:05.74	8:41
5	651	1207	Joel Huffman	11	Hixson TN	47:08.87	9:30
6	830	1206	Noah Huffman	9	Hixson TN	50:41.44	10:12
7	916	972	Parker Fleming	10		52:55.50	10:39
8	1031	472	Corbin Morrison	10		59:14.63	11:56
9	1075	1200	Anderson Huffman	10	Austin TX	1:01:22.09	12:21
10	1106	1201	Lincoln Huffman	8	Austin TX	1:11:17.02	14:21

11	1109	21	Bennett Brinson	8		1:15:36.30	15:13
12	1110	487	Jack Parr	9		1:15:38.08	15:13
13	1119	22	Paul Brinson	10		1:27:53.16	17:41

FEMALE AGE GROUP: 1 - 12

Place	O'All	Bib#	Name	Age	City,st	Nettime	Pace
1	194	616	Kathryn Vradenburgh	11		38:27.09	7:45
2	354	986	Maggie Hamilton	9	Calhoun GA	41:48.69	8:25
3	522	985	Avery Hamilton	11	Calhoun GA	44:51.65	9:02
4	715	886	Casey King	11		48:26.56	9:45
5	981	163	Kennedy Knowles	12		56:18.44	11:20
6	1039	954	Savannah Turner	11		59:39.25	12:01
7	1117	486	Sydney Parr	11		1:27:51.23	17:41

MALE AGE GROUP: 13 - 15

Place	O'All	Bib#	Name	Age	City,st	Nettime	Pace
1	47	976	Caleb Holland	14	Ringgold TN	33:05.41	6:40
2	56	1287	Trey Stewart	15	Ringgold GA	33:48.28	6:49
3	75	1296	Athey Crump	14	Chattanooga TN	34:49.33	7:01
4	88	160	Ethan Knowles	14		35:21.66	7:07
5	89	1303	Willi Miller	14	Chattanooga TN	35:21.97	7:07
6	92	914	Jared Herzog	13		35:25.90	7:08
7	114	298	Jerryd Tennyson	13		36:24.76	7:20
8	161	872	Sam Ackerman	15		37:38.63	7:35
9	186	620	Tyler Adams	14		38:17.51	7:43
10	274	350	Hunter Bradford	14		40:23.58	8:08
11	371	1229	Stephan Dance	14	Ooltewah TN	42:07.93	8:29
12	405	973	Brennan Fleming	13		42:47.78	8:37
13	442	835	Grant Stafford	15		43:22.49	8:44
14	765	794	Luke Hutchins	15		49:19.11	9:56
15	1071	1223	Michael Webb	15	Englew TN	1:01:17.52	12:20

FEMALE AGE GROUP: 13 - 15

Place	O'All	Bib#	Name	Age	City,st	Nettime	Pace
1	83	1352	Claire Cheeseman	13	Nashville TN	35:12.56	7:05
2	327	745	Madeleine Jennings	14		41:30.67	8:22
3	348	730	Allie Anderson	14		41:44.53	8:24
4	363	825	Elizabeth Oliver	14		41:58.62	8:27
5	409	617	Kay Vradenburgh	13		42:50.32	8:38
6	489	570	Mackenzie Wrightsman	14		44:16.08	8:55
7	555	256	Ann Ripper	13		45:20.02	9:08
8	599	641	Ali Hamby	15		46:04.89	9:17
9	681	1203	Priscilla Huffman	14	Hixson TN	47:43.03	9:36
10	695	1204	Annabelle Huffman	15	Hixson TN	48:04.16	9:41
11	857	969	Brittany Richardson	14		51:17.66	10:20
12	880	1205	Adelaide Huffman	13	Hixson TN	51:51.11	10:26
13	988	221	Kyle O'Hara	15		56:44.10	11:25

MALE AGE GROUP: 16 - 19

Place	O'All	Bib#	Name	Age	City,st	Nettime	Pace
1	11	1246	Seth Ruhling	17	Apison TN	28:17.51	5:42
2	12	1235	Nick McCormick	16	Chattanooga TN	28:33.16	5:45
3	13	1234	Zachary McCormick	17	Chattanooga TN	28:52.86	5:49
4	16	1209	Justin Clark	17	Chattanooga TN	29:32.65	5:57

5	26	978	Kevin Coffman	19	Chattanooga TN	31:21.14	6:19
6	33	1343	Daylan Jacks	17	Murfreesobro TN	31:55.94	6:26
7	35	1197	Christopher Hayes Quinn	16	Ringgold GA	32:02.15	6:27
8	37	319	Ryan Williamson	17		32:23.99	6:32
9	38	849	Ryan Hacherl	18		32:24.15	6:32
10	51	574	Tim Yates	18		33:13.58	6:42
11	55	881	Dillon Clemmer	17		33:45.75	6:48
12	68	119	Lane Hodnett	19		34:34.14	6:58
13	86	204	Kyle Morton	18		35:19.49	7:07
14	87	422	Chad Keeter	19		35:19.83	7:07
15	131	724	Andrew Thomas	16		36:58.04	7:27
16	164	411	Brad Hotelling	17		37:42.17	7:36
17	177	296	Clark Templeton	17		38:06.18	7:40
18	207	665	Paul Miller	19		38:52.88	7:50
19	280	576	Gabriel Cannon	17		40:26.66	8:09
20	282	1370	Michael Williams	16	Chattanooga TN	40:28.74	8:09
21	285	1211	Daulton Ash	17	Dalton GA	40:34.96	8:10
22	441	1252	Daniel Pierce	19	Cleveland TN	43:21.49	8:44
23	557	908	James Larson	16		45:21.30	9:08
24	572	746	Chase Johnson	17		45:42.53	9:12
25	589	1251	Tanner Roach	18	Chattanooga TN	45:57.16	9:15
26	713	537	Alex Tinney	16		48:23.57	9:45
27	788	1368	David Templeton	16	Chattanooga TN	49:45.44	10:01
28	1028	1192	Khang Tram	18	Hermitage TN	58:58.91	11:52
29	1029	610	Josh Veal	19		59:02.18	11:53
30	1081	156	Garrett Knight	18		1:02:25.87	12:34

FEMALE AGE GROUP: 16 - 19

Place	O'All	Bib#	Name	Age	City,st	Nettime	Pace
1	63	615	Karla Vradenburgh	17		34:21.26	6:55
2	145	514	Payton Smith	18		37:16.52	7:30
3	151	285	Katy Spencer	17		37:29.53	7:33
4	166	197	Carrie Minnis	19		37:44.15	7:36
5	234	1273	Ansley Rogers	18	Lookout Mtn TN	39:27.17	7:57
6	235	874	Rachel Ackerman	16		39:27.22	7:57
7	325	1228	Rachel Dance	19	Ooltewah TN	41:29.63	8:21
8	379	289	Anna Street	19		42:16.95	8:31
9	389	867	Brandi Thompson	18		42:29.28	8:33
10	499	1274	Ruth Ann Rogers	18	Lookout Mtn TN	44:28.35	8:57
11	504	658	Katherine Manning	17		44:34.67	8:59
12	579	692	Michaela Rogers	16		45:46.45	9:13
13	596	206	Macey Mullens	17		46:03.10	9:16
14	601	1258	Payton Tipton	18	Cleveland TN	46:08.76	9:17
15	685	868	Brittany Kanerva	18		47:50.51	9:38
16	717	595	Susanna Jennings	19		48:28.18	9:46
17	834	142	Hope Johnson	18		50:48.22	10:14
18	851	577	Michelle Cannon	18		51:05.96	10:17
19	877	195	Michelle Miller	19		51:46.09	10:25
20	1018	456	Jessie Martin	17		58:23.16	11:45
21	1020	288	Kelsey Stansell	17		58:23.67	11:45
22	1059	548	Jennifer Warren	18		1:00:29.98	12:11
23	1080	6	Adriana Anderson	19		1:02:25.58	12:34
24	1082	939	Kati McGregor	18		1:02:26.67	12:34
25	1096	655	Morgan Kinder	18		1:05:21.28	13:09
26	1097	903	Megan Barle	18		1:05:21.34	13:09

MALE AGE GROUP: 20 - 24

Place	O'All	Bib#	Name	Age	City,st	Nettime	Pace
1	2	928	Daniel Goetz	24		26:31.83	5:21
2	3	993	Josh Bradley	24	Ringgold GA	26:45.22	5:23
3	5	799	Jake Bradley	21		27:22.78	5:31
4	8	807	Andrew Highlander	24		27:33.46	5:33
5	14	509	Josh Shumaker	24		29:25.74	5:56
6	29	698	Myles Smith	21		31:36.52	6:22
7	31	464	Luke Medema	23		31:45.26	6:24
8	39	1337	Chas Webb	24	Chattanooga TN	32:24.34	6:32
9	40	947	Marco Bianchini	21		32:28.41	6:32
10	44	829	Kyter Steffes	21		32:40.80	6:35
11	45	282	Tyler Smith	22		32:41.32	6:35
12	53	862	Etienne Frontrunner	20		33:20.79	6:43
13	57	704	Mark Straussberger	20		33:59.12	6:51
14	91	725	Philip Gilman	23		35:24.81	7:08
15	109	979	Korey Chambers	22	Chattanooga TN	36:06.45	7:16
16	129	662	Josh McGraw	22		36:57.63	7:27
17	158	1371	Augie Parrinello	24	Marietta GA	37:36.23	7:34
18	159	71	Frederick Doster	23		37:38.08	7:35
19	179	5	Seth Anderson	24		38:07.07	7:41
20	191	1291	Daniel Bruns	23	Chattanooga TN	38:25.07	7:44
21	202	935	Zeth Stone	21		38:51.21	7:49
22	217	811	Chris Martin	22		39:00.70	7:51
23	218	1266	John Pierce	21	Cleveland TN	39:01.23	7:51
24	224	792	Tyler Worley	23		39:12.45	7:54
25	229	767	Zach Varnell	24		39:20.04	7:55
26	244	430	Benjamin Kilgore	23		39:43.94	8:00
27	246	716	Travis Corder	22		39:45.10	8:00
28	263	904	Michael Daugherty	21		40:08.61	8:05
29	267	583	Tyler Fricks	20		40:17.67	8:07
30	329	109	Jordan Gregory	20		41:31.09	8:22
31	330	1195	Daniel Shults	22	Soddy Daisy TN	41:31.13	8:22
32	331	988	Marcus Morgan	23	McDonald TN	41:32.12	8:22
33	355	882	Christopher Clemmer	21		41:52.18	8:26
34	376	1339	David Burt	20	Chattanooga TN	42:13.58	8:30
35	386	1321	Sam Eberle	21	Chattanooga TN	42:25.49	8:33
36	391	404	Zack Heney	24		42:32.76	8:34
37	459	879	Matthew Clemmer	24		43:37.82	8:47
38	472	1299	Matthew Spittainy	23	Chattanooga TN	43:58.97	8:51
39	502	789	Drew Gruner	22		44:31.16	8:58
40	582	1362	Daniel Hill	24	TN	45:49.43	9:14
41	597	763	Sean Sanders	23		46:03.42	9:16
42	615	278	Taylor Sivley	24		46:27.55	9:21
43	617	1304	David Miller	23	Chattanooga TN	46:28.48	9:21
44	639	766	Austin Varnell	22		46:52.50	9:26
45	660	701	Brandon Sowrey	23		47:16.47	9:31
46	661	1257	Trae Cody	21	Cleveland TN	47:16.82	9:31
47	664	612	Will Vetterick	20		47:17.82	9:31
48	672	753	Jeffrey Kedrowski	24		47:31.45	9:34
49	698	421	Zach Keeter	21		48:05.88	9:41
50	725	1191	Matt Lim	23	Nashville TN	48:37.43	9:47
51	774	814	Bo Tinney	23		49:28.86	9:58
52	847	223	Daniel Olivera	23		51:02.68	10:17
53	856	681	Josh Phillips	23		51:17.35	10:20
54	862	507	Micheal Shelton	24		51:24.40	10:21
55	878	599	Ethan McCurdy	20		51:46.48	10:25
56	907	1281	Brandon Whited	23	Chattanooga TN	52:40.16	10:36

57	921	653	Spenser Kernea	24		53:00.51	10:40
58	933	837	Breton Higgins	23		53:38.31	10:48
59	938	1307	Travis Whited	23	Chattanooga TN	53:49.66	10:50
60	941	688	Matthew Ray	23		54:03.22	10:53
61	958	451	Drew Lyness	24		55:01.73	11:05
62	970	1225	Dillon Brown	20	Chattanooga TN	55:35.68	11:12
63	991	470	Justin Morgan	22		57:00.55	11:29
64	1030	605	James Reason	22		59:03.47	11:53

FEMALE AGE GROUP: 20 - 24

Place	O'All	Bib#	Name	Age	City,st	Nettime	Pace
1	139	798	Dana Strefer	21		37:07.32	7:29
2	154	549	Emily Waters	23		37:31.57	7:33
3	236	490	Ann Pierce	24		39:30.04	7:57
4	261	666	Dawon Millwood	22		40:07.71	8:05
5	294	614	Kari Vradenburgh	23		40:47.69	8:13
6	298	839	Keely Stockett	24		40:53.41	8:14
7	301	174	Katlyn Liszewski	24		41:02.50	8:16
8	310	329	Kara Zimmerman	24		41:11.36	8:18
9	340	643	Brittany Hendon	24		41:38.08	8:23
10	356	880	Jennifer Clemmer	22		41:52.70	8:26
11	384	949	Julianna Gilman	21		42:22.82	8:32
12	436	547	Erin Warren	21		43:15.78	8:43
13	445	504	Danielle Sacchi	23		43:23.03	8:44
14	450	627	Cayce Chambers	20		43:28.49	8:45
15	476	584	Janel Gaston	22		44:02.95	8:52
16	477	338	Megan Bailey	22		44:03.80	8:52
17	490	661	Aurelia McConnell	23		44:16.64	8:55
18	498	147	Elizabeth Ketterer	22		44:27.57	8:57
19	524	446	Amanda Lewis	23		44:52.90	9:02
20	532	631	Marie Daugherty	24		44:59.16	9:03
21	536	544	Camille Ward	24		45:00.14	9:04
22	546	618	Carolyn Wadley	24		45:11.99	9:06
23	554	546	Michelle Warren	24		45:19.85	9:08
24	558	726	Stephanie Gilman	23		45:25.28	9:09
25	594	957	Kayley Kuhn	20		46:02.21	9:16
26	618	269	Sissy Shakley	24		46:28.57	9:21
27	624	717	Cara Holden	23		46:32.96	9:22
28	640	673	Kelsey Nichols	23		46:52.76	9:26
29	653	358	Kristi Bussey	24		47:09.66	9:30
30	657	409	Mary Hodges	24		47:14.55	9:31
31	658	528	Katelyn Systrom	24		47:14.72	9:31
32	665	593	Bonnie Jennings	21		47:18.64	9:32
33	669	667	Becka Moore	20		47:27.57	9:33
34	676	588	Beth Grisham	21		47:34.08	9:35
35	680	158	Katie Knight	21		47:39.51	9:36
36	682	495	Elizabeth Regnitz	22		47:43.62	9:37
37	711	357	Amanda Bush	24		48:20.95	9:44
38	720	277	Amber Silvers	23		48:32.29	9:46
39	734	164	Emily Kurlinski	24		48:42.86	9:48
40	744	700	Sarah Solovey	24		48:48.16	9:50
41	766	339	Trisha Bandstra	24		49:19.60	9:56
42	767	521	Savanna Stafford	24		49:19.77	9:56
43	784	389	Samara Garrison	23		49:39.16	10:00
44	791	49	Bailee Chastain	22		49:46.91	10:01
45	798	522	Sara Stafford	22		50:03.60	10:05
46	800	1212	Corrie Martin	23	Chattanooga TN	50:05.23	10:05

47	844	815 Sarah Tinney	24		50:58.65	10:16
48	846	86 Caitlin Faber	20		51:02.45	10:17
49	863	497 Allie Reynolds	20		51:24.56	10:21
50	872	1239 Ashley Jaeger	21	Chattanooga TN	51:40.05	10:24
51	900	747 Tiffani Johnson	20		52:26.05	10:33
52	901	991 Jared Corbett	24	Chattanooga TN	52:27.54	10:34
53	902	990 Rebekah Cordes	22	Chattanooga TN	52:27.70	10:34
54	904	793 Emily Worley	22		52:36.47	10:35
55	924	129 Emily Hurlbut	22		53:05.71	10:41
56	942	686 Emily Ray	21		54:03.26	10:53
57	971	1224 Laura Mish	21	Red Bank TN	55:36.27	11:12
58	987	306 Mary Vercoe	24		56:34.59	11:23
59	1002	650 Jana Johnson	21		57:39.77	11:36
60	1036	169 Elizabeth Lawhorn	24		59:37.18	12:00
61	1060	478 Morgan Myers	20		1:00:30.81	12:11
62	1069	685 Katy Rabon	22		1:00:55.92	12:16

MALE AGE GROUP: 25 - 29

Place	O'All	Bib#	Name	Age	City,st	Nettime	Pace
1	10	927	Joseph Goetz	28		28:11.18	5:41
2	15	997	Joshua Maughan	26	Chattanooga TN	29:31.57	5:57
3	17	983	Sam Coppage	25	Ringgold GA	29:34.17	5:57
4	18	901	Rob Carden	25		29:38.53	5:58
5	25	489	Blake Pierce	29		31:10.90	6:17
6	41	1270	Casey Waite	28	Birmingham AL	32:30.27	6:33
7	60	1290	Adam Veron	28	Hixson TN	34:05.76	6:52
8	61	476	Andrew Mountcastle	29		34:09.77	6:53
9	69	1336	Cole Gentry	26	Hixson TN	34:35.17	6:58
10	79	44	Dustin Carpenter	26		34:57.19	7:02
11	81	1188	Josh Doyle	29	Hixson TN	35:02.54	7:03
12	84	363	Kyle Clarkson	27		35:14.81	7:06
13	97	1340	Charles Suddeth	27	Chattanooga TN	35:37.94	7:11
14	99	596	Drew Jennings-Grisham	26		35:41.29	7:11
15	116	575	Matt Agnew	29		36:25.26	7:20
16	136	237	Jacob Phillips	27		37:05.18	7:28
17	146	526	Josh Sullivan	28		37:19.86	7:31
18	156	1369	Jason Finnell	29	Dalton GA	37:33.09	7:34
19	160	89	Michael Fabrega	25		37:38.36	7:35
20	173	656	Shaun Lance	26		38:02.13	7:40
21	178	390	Houston Gibson	27		38:06.90	7:41
22	189	992	Joseph Bone	29	Chattanooga TN	38:23.97	7:44
23	193	933	Zane Stone	25		38:26.69	7:45
24	203	1318	Rodrigo Valle	28	Chattanooga TN	38:51.29	7:49
25	206	88	Daniel Fabrega	26		38:52.73	7:50
26	210	126	Nicholas Horvath	26		38:54.15	7:50
27	227	943	Andrew McCallie	27		39:16.85	7:55
28	249	674	Michael Paige	29		39:50.22	8:01
29	253	300	Gabriel Thomas	29		39:57.95	8:03
30	254	1323	Patrick Cleary	28	Signal Mtn TN	39:59.53	8:03
31	296	956	Jay St. Clair	28		40:49.93	8:13
32	304	750	Craig Kedrowski	27		41:06.33	8:17
33	307	243	Austin Prater	29		41:07.55	8:17
34	320	391	James Gilman	25		41:18.13	8:19
35	332	458	Michael McCallie	28		41:33.26	8:22
36	336	499	Seth Rogers	29		41:35.66	8:23
37	342	1249	Richard St Charles	27	Signal Mtn TN	41:40.32	8:23
38	343	680	Brent Perkerson	27		41:40.94	8:24

39	349	1219	Chris Mabee	28	Chattanooga TN	41:44.85	8:24
40	381	432	Andrew King	29		42:19.32	8:31
41	411	45	Nathan Carter	26		42:51.06	8:38
42	422	699	Matt Smithson	29		43:02.31	8:40
43	423	913	Darrin Evans	29		43:02.46	8:40
44	452	1240	Patrick Purham	27	Chattanooga TN	43:30.12	8:46
45	453	445	Taylor Lewis	26		43:30.43	8:46
46	455	1247	Brandon Staggs	25	Chattanooga TN	43:34.15	8:46
47	470	505	Joshua Scott	26		43:57.56	8:51
48	488	787	Joshua Gruner	28		44:15.60	8:55
49	496	79	Hudson Ellis	28		44:27.13	8:57
50	506	532	Erik Thomsen	29		44:36.80	8:59
51	561	1186	Lukasz Myc	27	Ann Arbor MI	45:26.71	9:09
52	598	720	Jeremy Kluttz	27		46:04.20	9:17
53	603	898	Kep Baucom	28		46:10.01	9:18
54	619	268	Brian Shakley	28		46:28.60	9:21
55	656	359	Jonathan Bussey	25		47:10.59	9:30
56	700	887	Grant Keown	29		48:10.66	9:42
57	730	135	Patrick Jaworski	26		48:40.17	9:48
58	752	987	John Barlew	28	Chattanooga TN	48:58.52	9:52
59	807	1181	Matt Douglas	25	Cleveland TN	50:12.60	10:07
60	821	425	Eric Keller	28		50:34.28	10:11
61	855	165	Andrew Labonne	29		51:16.55	10:19
62	866	743	Yoonhee Hwang	29		51:31.53	10:22
63	867	185	Michelle Maucere	26		51:33.64	10:23
64	868	816	Matthew Walker	27		51:34.38	10:23
65	881	403	Richard Henderson	28		51:52.50	10:27
66	950	975	Ryan Thomason	26	Chattanooga TN	54:26.17	10:58
67	952	239	Khamla Phimmachack	28		54:36.29	11:00
68	973	333	William Ashe	26		55:49.26	11:14
69	976	723	David Simoukdalay	28		55:53.18	11:15
70	978	368	Dustin Crane	28		56:10.01	11:18
71	979	443	David Lee	29		56:11.26	11:19
72	1003	623	Brett Aplin	26		57:40.00	11:37
73	1048	293	David Swindall	27		59:59.60	12:05
74	1064	769	Lance Hagaman	29		1:00:41.06	12:13
75	1093	217	Ethan Nkana	28		1:04:37.48	13:01
76	1101	1190	Tim Lim	29	Nashville TN	1:07:12.79	13:32

FEMALE AGE GROUP: 25 - 29

Place	O'All	Bib#	Name	Age	City,st	Nettime	Pace
1	65	441	Emily Lasater	28		34:22.26	6:55
2	111	1327	Leslie Sykes	28	Memphis TN	36:11.32	7:17
3	122	427	Anne Kemmerer	28		36:44.90	7:24
4	134	405	Letisha Hidingier	29		37:01.48	7:27
5	182	567	Rachel Withers	29		38:13.19	7:42
6	184	791	Ashley Patrick	25		38:16.13	7:42
7	209	186	Karin Maucere	26		38:53.77	7:50
8	223	510	Julie Simmons	29		39:09.30	7:53
9	247	1320	Catherine Curton	28	New York NY	39:49.27	8:01
10	276	912	Maggie Evans	29		40:25.63	8:08
11	284	57	Megan Corbett	27		40:32.07	8:10
12	300	668	Mallory Mountz	25		40:58.95	8:15
13	312	38	Michelle Busl	29		41:12.40	8:18
14	322	1359	Ashley Humble	28	Chattanooga TN	41:22.01	8:20
15	326	741	Stacey Finley	29		41:30.01	8:21
16	334	1301	Laura Webster	29	Chattanooga TN	41:35.05	8:22

17	345	637 Ashley Frasier	27	41:41.38	8:24
18	350	683 Michael Prater	28	41:44.88	8:24
19	353	238 Danielle Phillips	26	41:47.60	8:25
20	370	1310 Laura Kilpatrick	25 Chattanooga TN	42:07.91	8:29
21	382	1177 Jenny Lowry	29 Chattanooga TN	42:20.52	8:32
22	385	897 Jaclyn Baucom	29	42:24.28	8:32
23	393	1324 Jennifer Moore	25 Cleveland TN	42:36.91	8:35
24	426	894 Jamie Rafuss	27	43:05.98	8:41
25	444	1187 Laura Roop Meyer	27 Ann Arbor MI	43:22.84	8:44
26	447	1349 Hannah Lawman	25 Columbia SC	43:25.95	8:45
27	448	130 Lindsay Hyden	29	43:26.82	8:45
28	471	272 Carrie Sherbesman	29	43:58.34	8:51
29	480	63 Jessica Darsey	27	44:08.18	8:53
30	485	17 Jenna Boren	28	44:12.39	8:54
31	511	706 Lacy Taylor	28	44:44.05	9:00
32	514	172 Christina Lay	28	44:44.96	9:01
33	520	313 Meghan Weddle	26	44:48.61	9:01
34	526	669 Lauren Murphy	28	44:54.94	9:03
35	576	139 Beth Johnson	25	45:44.03	9:13
36	581	311 Holly Ware	28	45:48.99	9:14
37	609	29 Christy Brown	27	46:20.45	9:20
38	611	118 Maggie Hodges	26	46:23.19	9:20
39	614	524 Becky Suggs	28	46:26.20	9:21
40	628	307 Amy Vischetti	25	46:34.58	9:23
41	630	93 Jenny Fearnow	25	46:38.87	9:24
42	645	453 Heather Marinko	28	46:55.89	9:27
43	648	423 Hayley Keller	26	47:04.74	9:29
44	650	284 Lauren Snipes	29	47:07.42	9:29
45	662	124 Jackie Hood	28	47:17.28	9:31
46	675	531 Ashley Tharpe	29	47:32.64	9:34
47	677	1364 Jacquelyn Castain	29 Chattanooga TN	47:34.17	9:35
48	692	951 Shannon Burger	29	48:02.14	9:40
49	697	946 Cindy Bronniman	29	48:05.56	9:41
50	703	318 Ashley Williams	28	48:11.65	9:42
51	705	202 Katherine Morris	27	48:12.38	9:42
52	724	937 Lesley Moore	28	48:35.35	9:47
53	727	429 Lanie Keyser	29	48:38.26	9:48
54	743	251 Amber Regan	25	48:47.60	9:49
55	757	105 Joanna Giem	25	49:06.98	9:53
56	777	7 Diana Appleby	27	49:32.60	9:58
57	787	317 Kacie Wilkes	27	49:40.28	10:00
58	802	387 Samantha Fuqua	26	50:07.52	10:06
59	806	15 Katie Blair	27	50:11.28	10:06
60	831	384 Amber Frick	29	50:41.44	10:12
61	876	652 Marcy Kernea	28	51:44.93	10:25
62	896	216 Enoch Nkana	27	52:18.43	10:32
63	923	485 Blayre Palmer	25	53:02.80	10:41
64	934	273 Amy Shuff	29	53:43.69	10:49
65	964	970 Meghan Pauls	25	55:14.70	11:07
66	969	773 Amanda Duncan	26	55:32.62	11:11
67	972	386 Andi Fuerst	29	55:47.79	11:14
68	977	369 Melissa Crane	29	56:07.90	11:18
69	982	711 Celeste Weaver	28	56:20.86	11:21
70	983	1189 Cameron Schlegel	26 Nashville TN	56:24.33	11:21
71	985	682 Emily Prater	26	56:28.19	11:22
72	986	94 Erin Flanagan	25	56:33.82	11:23
73	992	241 Brooke Pierson	28	57:05.62	11:30
74	1011	501 Suzanne Rowe	29	58:02.45	11:41



75	1037	727	Lauren Parrsiah	25		59:37.62	12:00
76	1038	543	Leah Wallace	25		59:39.23	12:01
77	1044	328	Kim Young	27		59:51.53	12:03
78	1047	292	Casey Swindall	26		59:58.66	12:04
79	1051	203	Sarah Morris	29		1:00:06.26	12:06
80	1057	39	Seng Camus	26		1:00:22.07	12:09
81	1063	768	Catherine Hagaman	29		1:00:40.46	12:13
82	1070	511	Chelsea Skidmore	25		1:01:15.95	12:20
83	1084	83	Cara Emrath	25		1:02:28.98	12:35
84	1100	332	Meaghan Ashe	26		1:06:48.75	13:27
85	1107	115	Brittany Hobbs	26		1:12:37.39	14:37
86	1108	46	Melissa Carter	27		1:12:37.48	14:37

MALE AGE GROUP: 30 - 34

Place	O'All	Bib#	Name	Age	City,st	Nettime	Pace
1	7	1279	Alan Outlaw	34	Chattanooga TN	27:28.27	5:32
2	19	1255	Jimmy Swansbrough	30	Chattanooga TN	29:53.09	6:01
3	71	179	Daniel Lucas	34		34:36.74	6:58
4	101	924	Gary Paradis	34		35:44.57	7:12
5	102	851	Tim Deboer	30		35:44.75	7:12
6	104	28	Matt Brown	31		35:47.82	7:13
7	108	180	Aaron Maas	30		36:05.12	7:16
8	113	246	Jimmy Przybylowicz	30		36:19.20	7:19
9	120	959	Tim Smith	31		36:36.31	7:22
10	123	113	Ian Herrin	30		36:46.44	7:24
11	124	1231	Brad Rogers	31	Soddy Daisy TN	36:49.71	7:25
12	127	406	Chad Hidingier	33		36:53.84	7:26
13	130	225	Steve Paik	30		36:57.82	7:27
14	152	457	Anthony Maxwell	33		37:30.45	7:33
15	153	926	Robert Kalisek	32		37:31.27	7:33
16	155	963	Jeff Elrod	33		37:32.26	7:34
17	163	670	Matt Murphy	32		37:41.71	7:35
18	167	525	Brian Sullivan	34		37:47.46	7:37
19	168	632	Nathan Daugherty	30		37:48.96	7:37
20	180	444	Rusty Lee	33		38:10.02	7:41
21	188	635	James Finley	30		38:22.83	7:44
22	195	779	Chris Collins	30		38:28.50	7:45
23	196	131	Curtis Jackson	33		38:33.61	7:46
24	213	1179	Josh Putnam	31	Chattanooga TN	38:59.24	7:51
25	240	929	Chuck Mindel	34		39:33.80	7:58
26	259	966	Skyler Bassett	31		40:06.05	8:05
27	265	757	Matt Moore	33		40:13.69	8:06
28	272	370	Kristopher Crawford	32		40:21.33	8:08
29	278	1215	Denny Collins	33	Cleveland TN	40:26.27	8:09
30	288	72	Brad Dotson	32		40:38.91	8:11
31	291	710	Andy Weaver	32		40:41.46	8:12
32	292	210	Shane Newberry	34		40:45.24	8:12
33	302	624	Michael Bane	33		41:05.18	8:16
34	305	1178	Kevin Mobbs	34	Jefferson GA	41:06.94	8:17
35	308	397	Todd Harless	33		41:08.02	8:17
36	318	516	Kent Smith	32		41:16.14	8:19
37	319	345	Hunter Bethea	30		41:17.48	8:19
38	346	517	Kevin Smith	34		41:41.77	8:24
39	364	1226	Nicholas Barrett	31	Ringgold GA	41:59.36	8:27
40	365	340	Joel Barnes	31		41:59.84	8:27
41	374	735	Rob Cirlot	34		42:12.05	8:30
42	394	461	Patrick McGinnis	32		42:39.17	8:35

43	407	394	Garren Hamby	32		42:49.34	8:37
44	410	936	Craig Wong	34		42:50.56	8:38
45	474	788	Kevin Spence	33		44:01.45	8:52
46	481	671	James Myers	33		44:09.53	8:53
47	497	606	Daniel Salyers	30		44:27.21	8:57
48	505	67	Norman Davis	34		44:36.09	8:59
49	510	14	Jon-David Blair	30		44:42.81	9:00
50	519	512	Michael Sloan	34		44:48.11	9:01
51	537	890	Ryan Ranalli	33		45:00.53	9:04
52	547	594	Mike Jennings	33		45:12.13	9:06
53	549	1271	Matt Pierce	33	Daphne AL	45:14.19	9:06
54	580	310	Kris Ware	31		45:48.55	9:13
55	587	982	Todd Sparks	32	Cleveland TN	45:54.31	9:15
56	591	645	Paul Howard	31		45:57.64	9:15
57	604	761	Marcus Sammer	34		46:10.21	9:18
58	606	462	Andrew McMahan	33		46:12.05	9:18
59	607	279	Joel Smelley	30		46:14.54	9:19
60	612	740	Patrick Ellis	32		46:24.32	9:21
61	620	895	Ron Roskelly	30		46:30.71	9:22
62	627	651	Mark Keown	32		46:34.41	9:23
63	646	228	Robert Partee	34		46:59.57	9:28
64	654	587	Tim Godsey	34		47:09.86	9:30
65	659	496	Ian Reitz	30		47:15.87	9:31
66	666	759	Thomas Parks	30		47:20.22	9:32
67	683	845	David Jr Barlew	31		47:48.63	9:38
68	687	26	Matt Brooks	30		47:57.79	9:39
69	694	47	Ben Cate	30		48:03.04	9:40
70	731	102	William Gentry	33		48:40.69	9:48
71	735	51	Don Cho	30		48:43.43	9:49
72	742	32	Ben Bumpus	33		48:47.39	9:49
73	760	1286	Byron Payne	30	Chattanooga TN	49:14.57	9:55
74	808	321	Josh Wood	30		50:13.85	10:07
75	836	869	James Moncreef	30		50:50.32	10:14
76	858	790	Jason Gruner	30		51:17.98	10:20
77	885	326	Zach Wyatt	33		51:59.29	10:28
78	897	1256	Graham Porter	30	Frisco CO	52:20.59	10:32
79	906	842	Matt Lyons	31		52:39.21	10:36
80	908	385	Nathan Frick	30		52:40.42	10:36
81	909	843	Benton Bulbrey	31		52:40.46	10:36
82	948	263	Travis Roland	31		54:17.73	10:56
83	956	484	Luke Paiva	32		54:58.53	11:04
84	989	1313	Carlos Martinez	30	Longwood TN	56:54.31	11:27
85	1010	194	Daniel Merriman	31		58:00.96	11:41
86	1023	64	James David	32		58:37.37	11:48
87	1032	1366	Eric Helton	31	Soddy Daisy TN	59:20.06	11:57
88	1040	155	Joshua Kleehammer	30		59:45.33	12:02
89	1045	941	Robert Rothera	31		59:56.82	12:04
90	1049	942	Dan Shields	32		1:00:01.31	12:05
91	1076	8	Michael Ashcraft	32		1:01:24.50	12:22
92	1085	449	William Long	31		1:03:07.51	12:42
93	1105	1202	Mark Huffman	34	Austin TX	1:11:16.67	14:21

FEMALE AGE GROUP: 30 - 34

Place	O'All	Bib#	Name	Age	City,st	Nettime	Pace
1		100	733 Alli Nash Bolt	32		35:42.32	7:11
2		125	483 Carla Noya	32		36:50.79	7:25
3		175	958 Stephanie Smith	31		38:04.55	7:40

4	187	184 Heidi Martin	34		38:17.67	7:43
5	197	534 Chelsea Thorp	34		38:41.62	7:48
6	214	436 Danielle Koop	30		38:59.38	7:51
7	243	371 Carie Daniel	34		39:41.47	8:00
8	297	327 Tara Yanik	30		40:52.86	8:14
9	315	287 Cara Standifer	32		41:14.35	8:18
10	377	144 Jennifer Jones	32		42:14.99	8:30
11	398	736 Gina Creek	32		42:42.64	8:36
12	408	188 Jill McCormick	34		42:49.82	8:37
13	435	182 Emily Marsh	34		43:15.33	8:43
14	437	1331 Hillary Libby	33	Chattanooga TN	43:16.05	8:43
15	440	1315 Ginger Sillery	32	Chattanooga TN	43:19.24	8:43
16	454	380 Mari Evans	31		43:32.46	8:46
17	465	52 Mary Cleghon	33		43:44.79	8:49
18	482	965 Brooke Bowman	34		44:11.51	8:54
19	491	61 Kerri Culpepper	30		44:18.82	8:55
20	495	607 Marinda Salyers	30		44:26.91	8:57
21	518	1300 Jennifer Boaz	34	Ringgold GA	44:48.01	9:01
22	523	320 Kara Winder	30		44:52.82	9:02
23	560	760 Christina Rogers	32		45:26.65	9:09
24	562	562 Chrissy Winsett	33		45:30.20	9:10
25	565	622 Sherri Anderson	30		45:39.75	9:12
26	566	853 Kristy Meade	31		45:39.94	9:12
27	590	240 Grace Ann Pickett	30		45:57.35	9:15
28	605	762 Marla Sammer	33		46:10.92	9:18
29	621	578 Hillary Dodson	34		46:30.97	9:22
30	623	121 Martha Hogan	34		46:32.12	9:22
31	632	891 Holly Brant	32		46:39.18	9:24
32	655	1272 Claudia Pierce	32	Daphne AL	47:09.98	9:30
33	671	356 Kristi Bumpus	33		47:31.17	9:34
34	673	417 Natalie Johnson	32		47:31.77	9:34
35	674	35 Kelly Burgess	33		47:32.41	9:34
36	690	925 Heather Kalisek	32		48:00.97	9:40
37	701	97 Amanda Forbes	30		48:11.08	9:42
38	708	96 Danielle Fletcher	30		48:14.05	9:43
39	710	346 Natalie Birchett	30		48:19.57	9:44
40	723	1248 Jennifer Canipe	33	Ooltewah TN	48:35.04	9:47
41	728	960 Cheryl Odom	30		48:38.96	9:48
42	733	233 Chasity Petersen	30		48:41.73	9:48
43	736	50 Trinity Cho	32		48:43.72	9:49
44	737	43 Traci Carico	31		48:43.73	9:49
45	739	134 Tiffany Jaworski	30		48:45.52	9:49
46	746	586 Tiffany Godsey	33		48:51.37	9:50
47	748	308 April Wallace	32		48:53.68	9:51
48	758	309 Heather Wamack	34		49:07.25	9:53
49	759	117 Jennifer Hocking	31		49:13.56	9:55
50	772	999 Melissa Hannah	33	Ringgold GA	49:27.68	9:57
51	775	1 Whitney Allison	33		49:31.54	9:58
52	780	448 Jennifer Lockhart	33		49:36.85	9:59
53	783	1326 Jen Shattuck	33	Ringgold GA	49:39.13	10:00
54	795	964 Michaela Toney	32		49:57.41	10:03
55	801	1000 Melissa Rogers	31	Chattanooga TN	50:07.32	10:05
56	803	235 Elizabeth Petty	33		50:10.85	10:06
57	805	877 Melanie Blake	33		50:11.04	10:06
58	814	530 Leslie Taylor Collins	31		50:25.10	10:09
59	816	708 Kristy Ward	34		50:28.87	10:10
60	835	804 Polly Belevins	30		50:49.97	10:14
61	840	878 Cory Phillips	34		50:55.13	10:15

62	845	739	Jane Ellis	32		50:58.99	10:16
63	852	568	Stephanie Wood	34		51:07.09	10:17
64	853	101	Kandi Gallaty	32		51:10.28	10:18
65	861	224	Jessica Owensby	31		51:23.90	10:21
66	870	18	Kelly Brexler	32		51:39.37	10:24
67	874	1355	Mandy Meredith	30	Birmingham AL	51:44.29	10:25
68	888	1365	Jennifer Helton	31	Soddy Daisy TN	52:01.57	10:28
69	895	388	Brittany Garner	31		52:16.76	10:32
70	898	3	Angela Amick	34		52:21.00	10:32
71	899	902	Abigail Glass	32		52:24.62	10:33
72	914	672	Rebecca Nelson	34		52:52.45	10:39
73	935	295	Kauri Tallant	30		53:43.86	10:49
74	939	734	Allison Chastain	31		54:00.27	10:52
75	953	280	Kimberly Smelley	31		54:40.86	11:00
76	975	480	Leah Newman	33		55:52.30	11:15
77	990	1314	Melissa Martinez	32	Longwood FL	56:54.44	11:27
78	1007	377	Renita Eason	31		57:49.60	11:38
79	1033	416	Sheila Jetton	30		59:22.60	11:57
80	1035	244	Lacy Price	30		59:25.63	11:58
81	1061	181	Catherine Mantooth	32		1:00:31.32	12:11
82	1077	260	Keri Rodes	31		1:01:37.64	12:24
83	1086	379	Ingrid Esparza	31		1:03:36.37	12:48

MALE AGE GROUP: 35 - 39

Place	O'All	Bib#	Name	Age	City,st	Nettime	Pace
1	4	468	Brendan Minihan	36		26:54.37	5:25
2	6	1316	John Sillery	39	Chattanooga TN	27:25.97	5:32
3	23	1280	Joey Hale	38	Hixson TN	30:59.62	6:15
4	34	1294	Jeff Powe	39	Chattanooga TN	31:58.12	6:26
5	59	183	Christian Martin	35		34:01.40	6:51
6	62	921	David Lane	39		34:12.77	6:53
7	67	932	Mark Utgard	35		34:31.21	6:57
8	72	73	Chad Dupuis	39		34:43.21	7:00
9	93	1285	Lance Stallings	39	Trion GA	35:27.60	7:08
10	106	431	Justin Kilgore	35		35:50.24	7:13
11	110	488	Kerry Pennington	35		36:09.62	7:17
12	144	690	Jackson Register	37		37:15.20	7:30
13	171	909	Latta Johnston	36		37:59.69	7:39
14	183	529	Gerry Taylor	35		38:15.54	7:42
15	211	56	David Cook	38		38:55.75	7:50
16	225	373	Yuri Davis	35		39:14.03	7:54
17	230	352	Bryant Brock	37		39:20.13	7:55
18	231	290	Jason Sullivan	36		39:24.12	7:56
19	237	344	David Benson	39		39:31.19	7:57
20	239	1275	Jeramie Hoff	36	Hixson TN	39:31.65	7:58
21	252	132	Brad Jacobs	39		39:56.08	8:03
22	266	737	Doc Denton	37		40:13.71	8:06
23	279	382	Jason Farmer	39		40:26.63	8:09
24	281	168	Michael Laplaca	36		40:26.76	8:09
25	283	325	Travis Wright	35		40:31.89	8:10
26	286	805	Matt Johnston	35		40:37.06	8:11
27	303	491	Andrew Pirtle	35		41:06.23	8:17
28	321	74	Andrew Eagles	36		41:18.41	8:19
29	333	628	Jack Cooper	35		41:34.56	8:22
30	351	439	Patrick Kushman	39		41:46.26	8:25
31	358	950	Doug Stephenson	38		41:55.24	8:26
32	360	955	Gary Snodgrass	39		41:56.23	8:27

33	366	535	David Tindell	37		42:03.01	8:28
34	369	1259	Tim Willis	37	Soddy Daisy TN	42:07.16	8:29
35	413	1182	Chris Humphries	39	Ooltewah TN	42:52.90	8:38
36	431	312	John Waters	37		43:12.98	8:42
37	443	705	Scott Sussdorff	37		43:22.75	8:44
38	446	648	Andy Johnson	39		43:23.68	8:44
39	451	34	Jeremy Burgess	37		43:29.85	8:46
40	467	116	Jeff Hocking	35		43:46.85	8:49
41	483	675	Luther Palmer	36		44:11.86	8:54
42	529	136	Nick Jayanetti	39		44:55.47	9:03
43	530	1297	Rick Urea	39	Port Jefferson NY	44:55.55	9:03
44	538	559	Cameron Wilkins	35		45:02.07	9:04
45	541	639	Joe Guthrie	35		45:04.00	9:04
46	542	758	Walt Nichols	38		45:07.14	9:05
47	545	11	Jeffrey Bellamy	35		45:11.50	9:06
48	559	563	Brian Winsett	39		45:25.47	9:09
49	564	707	Jake Ward	36		45:37.35	9:11
50	571	533	Jayson Thorp	36		45:42.36	9:12
51	593	1241	Shawn Craig	37	Chattanooga TN	45:59.41	9:16
52	631	1196	Justin Huffman	37	Cincinnati OH	46:39.10	9:24
53	649	1309	Kenneth Jackson	36	Rock Springs TN	47:07.27	9:29
54	667	1367	Jeff Kelle	38	Signal Mtn TN	47:21.61	9:32
55	719	782	David Spence	37		48:31.03	9:46
56	747	437	John Kuehnel	36		48:53.30	9:51
57	773	348	Kevin Box	36		49:28.62	9:58
58	839	42	Stephen Carico	36		50:55.10	10:15
59	841	178	Harold Lopez	37		50:55.24	10:15
60	875	1263	Lex Drew	37	Ooltewah TN	51:44.86	10:25
61	886	351	David Bradford	38		51:59.68	10:28
62	926	554	Donnie Welborn	39		53:16.64	10:44
63	945	361	Damon Callahan	35		54:13.92	10:55
64	966	112	Walter Harms	39		55:26.59	11:10
65	1053	693	Stephen Sael	35		1:00:10.50	12:07

FEMALE AGE GROUP: 35 - 39

Place	O'All	Bib#	Name	Age	City,st	Nettime	Pace
1	90	176	Lisa Logan	39		35:23.99	7:08
2	137	270	Rebecca Shearer	39		37:05.66	7:28
3	138	565	Laurie Winston	39		37:06.96	7:28
4	201	1276	Cynthia Grosedose	38	Mt Pleasant SC	38:48.87	7:49
5	216	482	Pam Nile	38		38:59.97	7:51
6	221	434	Lori Kinney	38		39:05.61	7:52
7	248	846	Marsha Potter	37		39:49.68	8:01
8	250	498	Holly Robison	35		39:51.63	8:02
9	271	133	Kristen Jacobs	37		40:21.32	8:08
10	277	381	Ann Farmer	38		40:26.24	8:09
11	317	207	Chrystique Neibauer	36		41:15.88	8:19
12	352	1185	Michelle Morgan	39	Cleveland TN	41:46.58	8:25
13	357	585	Margaret Godfrey	36		41:54.02	8:26
14	388	454	Stacy Marshall	38		42:28.73	8:33
15	395	876	Shannon Derogatis	37		42:39.36	8:35
16	430	395	Elizabeth Harding	38		43:12.93	8:42
17	434	500	Holly Rogers	37		43:13.13	8:42
18	469	215	Jennifer Nimmo	36		43:55.61	8:51
19	512	953	Dana Stoller	39		44:44.44	9:01
20	515	984	Erin Hamilton	36	Calhoun GA	44:45.53	9:01
21	516	749	Suzanne Kalla	36		44:47.28	9:01

22	553	910	Kristen Johnston	36		45:19.05	9:07
23	568	998	Kristen Wilburn	37	Brandon FL	45:41.25	9:12
24	574	469	Lisa Montelongo-Connor	39		45:43.26	9:12
25	577	1243	Lore Conway	37	Hixson TN	45:44.39	9:13
26	578	349	Stephanie Bradford	36		45:45.41	9:13
27	608	1194	Amy Allen	37	Ooltewah TN	46:19.88	9:20
28	635	375	Amanda Dezoort	35		46:49.06	9:26
29	647	579	Kristen Dodson	36		47:00.39	9:28
30	663	475	Kelley Morse	39		47:17.56	9:31
31	668	712	Stephanie West	39		47:26.74	9:33
32	707	104	Robin Gibson	36		48:12.66	9:42
33	718	467	Margaret Ann Minihan	35		48:30.28	9:46
34	721	633	Tamara Edwards	36		48:33.78	9:47
35	740	25	Angela Brooks	35		48:46.69	9:49
36	745	125	Kristin Horner	36		48:49.90	9:50
37	755	99	Chastity Fryar	35		49:03.70	9:53
38	770	646	Cheryl Howe	35		49:25.44	9:57
39	778	729	Mandy Young	37		49:34.30	9:59
40	779	440	Cheryl Kushman	36		49:36.79	9:59
41	789	755	Jodi Kuhlman	38		49:46.37	10:01
42	793	536	Leanne Tindell	36		49:51.22	10:02
43	815	540	Lisa Vancleave	39		50:28.04	10:10
44	819	419	Lori Johnson	38		50:33.30	10:11
45	827	393	Loree Hall	36		50:40.11	10:12
46	838	519	Becky Sparks	36		50:51.26	10:14
47	860	481	Heather Newsome	37		51:22.42	10:21
48	889	378	Kim Edwards	38		52:02.28	10:29
49	903	175	Beth Lofgren	38		52:27.82	10:34
50	915	199	Deleslyn Mitchell	36		52:54.66	10:39
51	920	70	Misty Dobson	35		53:00.27	10:40
52	931	76	Tricia Earl	39		53:30.87	10:46
53	932	75	Amy Eagles	38		53:34.51	10:47
54	951	347	Jenny Box	35		54:34.96	10:59
55	955	664	Haley Middleton	37		54:45.37	11:01
56	957	494	April Raschke	37		55:01.37	11:05
57	962	447	Jennifer Littel	35		55:09.85	11:06
58	984	66	Pamela Davidson	36		56:26.86	11:22
59	996	1283	Kendra Stallengs	37	Trion GA	57:22.88	11:33
60	997	1284	Kamii Dibbsd	35	Lexington KY	57:23.85	11:33
61	1006	1330	Beth Rodriguez	36	Dayton TN	57:46.08	11:38
62	1009	847	Leigh Ann Potter	38		57:53.41	11:39
63	1024	1218	Marcy Kay	38	Dayton TN	58:50.82	11:51
64	1027	1233	Stacey Abernathy	35	Apison TN	58:57.08	11:52
65	1058	414	Lanise Hutchins	37		1:00:27.97	12:10
66	1066	503	Christine Ryder	38		1:00:43.49	12:13
67	1102	249	Jeri Rector	36		1:07:36.45	13:37
68	1111	40	Teresa Cantrelle	38		1:17:27.91	15:36
69	1114	23	Traci Brinson	36		1:18:02.12	15:42
70	1118	226	Julie Parr	38		1:27:51.24	17:41

MALE AGE GROUP: 40 - 44

Place	O'All	Bib#	Name	Age	City,st	Nettime	Pace
1	20	1344	Mark Brose	43	Minneapolis MN	30:29.43	6:09
2	21	1335	Joe Sneed	44	Soddy Daisy TN	30:43.08	6:11
3	24	438	Mark Kuhn	44		31:06.26	6:16
4	27	1333	Les Conner	42	Chattanooga TN	31:23.40	6:19
5	32	893	Ryan Shrum	44		31:52.75	6:25

6	42	90 Franklin Farrow	41	32:33.42	6:33
7	48	852 Doug Jipping	41	33:07.83	6:40
8	70	103 Jim Gibby	41	34:35.94	6:58
9	76	634 Delson Erb	42	34:50.97	7:01
10	95	1302 Ed Adcox	42 Pt Oglethorpe GA	35:33.61	7:10
11	98	920 Dan Lapinski	41	35:40.86	7:11
12	103	283 Will Snipes	42	35:46.73	7:12
13	115	286 Chris Spencer	42	36:25.07	7:20
14	121	297 Richard Tennyson	41	36:36.84	7:22
15	126	647 Billy Hudson	42	36:52.03	7:25
16	135	1308 Tim Regal	40 Ringgold TN	37:03.27	7:28
17	141	376 Chris Eargle	41	37:09.58	7:29
18	148	473 David Morrissey	40	37:21.89	7:31
19	169	108 Jay Gill	44	37:55.10	7:38
20	172	715 Terry Wooten	42	38:01.02	7:39
21	190	1213 Freddy Morgan	40 Cleveland TN	38:24.89	7:44
22	200	638 Rich Graham	40	38:48.24	7:49
23	205	1317 Brad Harvey	42 Hixson TN	38:52.33	7:50
24	219	832 Chris Harris	42	39:03.75	7:52
25	220	508 Charles Shields	41	39:03.93	7:52
26	251	455 Rob Martin	41	39:52.37	8:02
27	262	780 Chris Hall	44	40:07.81	8:05
28	299	1183 Deron Austin	44 Ooltewah TN	40:53.76	8:14
29	306	161 David Knowles	44	41:07.27	8:17
30	313	354 Stephen Brown	42	41:12.62	8:18
31	323	783 John Holden	42	41:24.60	8:20
32	328	642 Scott Hamby	40	41:30.89	8:22
33	375	1306 Brent Burks	42 Chattanooga TN	42:13.02	8:30
34	378	1288 Joe Coulter	40 Hixson TN	42:16.53	8:31
35	380	261 Geoff Rodgers	43	42:17.16	8:31
36	399	663 Todd Middleon	41	42:45.47	8:37
37	403	860 Paul David	41	42:47.54	8:37
38	404	702 Hans Sowrey	43	42:47.64	8:37
39	416	146 John Kelly	41	42:54.73	8:38
40	468	564 Tom Winston	42	43:49.85	8:50
41	475	679 Chris Peoples	44	44:02.08	8:52
42	479	166 Scott Lakes	42	44:06.31	8:53
43	493	173 Stewart Ledford	41	44:24.24	8:56
44	508	636 John Ford	41	44:36.96	8:59
45	517	1210 Brad Nance	40 Dalton GA	44:47.32	9:01
46	528	764 Thomas Seiter	42	44:55.45	9:03
47	531	776 David Mattson	42	44:57.16	9:03
48	543	944 Curtis Casey	40	45:07.79	9:05
49	548	463 Jerry McNair	40	45:13.96	9:06
50	556	255 Dan Ripper	44	45:20.47	9:08
51	602	1361 William Thornton	44 Signal Mtn TN	46:09.32	9:18
52	625	65 Corey Davidson	40	46:33.46	9:22
53	644	1198 Russell Fisher	42 Massona NY	46:54.01	9:27
54	678	12 Tim Benson	44	47:37.80	9:35
55	679	264 Jay Roueche	44	47:38.66	9:36
56	688	362 Thomas Cannon	41	47:59.74	9:40
57	689	1176 Bruce Brock	43 Dalton GA	48:00.80	9:40
58	691	678 Randy Pelty	44	48:01.11	9:40
59	693	412 Rusty Howell	44	48:02.99	9:40
60	696	974 Dave Fleming	41	48:04.85	9:41
61	768	728 Chad Young	40	49:22.86	9:57
62	769	809 Darren Bledsoe	44	49:25.00	9:57
63	771	250 Mickey Rector	43	49:26.57	9:57

64	790	742	Kerry Harrell	40		49:46.91	10:01
65	810	80	Shawn Ellison	41		50:18.57	10:08
66	824	676	Steve Patty	43		50:36.05	10:11
67	825	1238	Andrew Jaeger	43	Lafayette GA	50:36.31	10:11
68	843	343	Robert Bell	41		50:56.56	10:15
69	864	208	Todd Nelson	42		51:26.00	10:21
70	865	331	Troy Ash	42		51:26.04	10:21
71	871	177	Kevin Logue	40		51:39.84	10:24
72	882	1372	Steve Garland	41	Chattanooga TN	51:53.29	10:27
73	883	294	Mark Swope	41		51:55.24	10:27
74	891	315	Paul Weidlich	44		52:02.77	10:29
75	894	322	Mike Worley	41		52:11.17	10:30
76	913	98	Brian Freeburg	43		52:52.28	10:39
77	960	68	Gilbert Del Rosario	44		55:03.12	11:05
78	980	888	Scott Packard	41		56:17.64	11:20
79	1072	1227	Ian Webb	41	Weston FL	1:01:18.91	12:21
80	1089	539	Tim Trotter	40		1:04:18.76	12:57
81	1098	189	James McCoy	41		1:05:44.01	13:14
82	1112	41	Jude Cantrelle	41		1:17:28.44	15:36

FEMALE AGE GROUP: 40 - 44

Place	O'All	Bib#	Name	Age	City,st	Nettime	Pace
1	74	1354	Cathy Cheeseman	44	Nashville TN	34:46.70	7:00
2	118	871	Jennifer Evans	42		36:29.33	7:21
3	119	1295	Robin Crump	42	Chattanooga TN	36:33.79	7:22
4	162	1199	Alisa Stipanov	42	Ooltewah TN	37:39.06	7:35
5	165	619	Belinda Young	42		37:43.78	7:36
6	176	801	Blair Giannamore	40		38:05.95	7:40
7	226	85	Barbara Ensign	43		39:16.76	7:55
8	233	756	Susan Miller	43		39:26.79	7:57
9	260	474	Rachel Morrissey	41		40:06.43	8:05
10	367	262	Shannon Rogers	40		42:03.70	8:28
11	387	861	Kathy Dew	40		42:28.36	8:33
12	392	796	Ronda Moore	44		42:34.19	8:34
13	396	557	Saun Whittenburg	42		42:39.75	8:35
14	400	1221	Tracey Wace	42	Dalton GA	42:47.17	8:37
15	401	460	Amy McCawley	40		42:47.42	8:37
16	402	859	Laura Davis	42		42:47.52	8:37
17	421	604	Amy Oliver	40		43:01.17	8:40
18	438	236	Vanessa Petty	40		43:17.80	8:43
19	457	191	Gina McDaniel	42		43:36.30	8:47
20	527	822	Shannon Roddy	40		44:55.21	9:03
21	551	785	Renee Queen	40		45:18.32	9:07
22	563	148	Jo King	42		45:36.01	9:11
23	567	323	Gayle Worley	40		45:40.81	9:12
24	583	1268	Brooke Stanchie	40	Mariette GA	45:49.69	9:14
25	584	831	Lisa Harris	42		45:50.10	9:14
26	595	137	Shelby Jenkins	41		46:02.58	9:16
27	600	996	Ginger Casbon	40	Harrison GA	46:07.09	9:17
28	626	781	Ceri Hampton	43		46:34.25	9:23
29	633	407	Rhoda Hixson	43		46:39.67	9:24
30	634	721	Julie Perez	40		46:39.96	9:24
31	704	1311	Carla Eischeid	41	Chattanooga TN	48:11.84	9:42
32	753	863	Tina Heiden	41		48:59.44	9:52
33	794	167	Teri Lakes	40		49:51.30	10:02
34	796	590	Kendra Hedrick	41		49:59.79	10:04
35	817	754	Connie Kuhlman	42		50:29.25	10:10



36	820	840	Kris Bales	41		50:33.99	10:11
37	828	810	Renee Goins	41		50:40.21	10:12
38	829	1293	Rashelle Stafford	40	Chattanooga TN	50:40.86	10:12
39	833	731	Patricia Anderson	44		50:46.94	10:13
40	837	542	Jennie Wallace	42		50:51.26	10:14
41	842	916	Tina Stonebrook	42		50:56.48	10:15
42	849	582	Rachel Fisher	42		51:05.17	10:17
43	850	212	Raquel Newton	42		51:05.70	10:17
44	873	1264	Kelly Peterson	44	Chattanooga TN	51:40.44	10:24
45	890	316	Ashley Weidlich	44		52:02.41	10:29
46	905	722	Amy Rains	40		52:37.80	10:36
47	910	299	Karla Terrell	42		52:45.16	10:37
48	922	9	Shannon Atchley	40		53:01.33	10:40
49	925	123	Angela Holloway	41		53:13.09	10:43
50	927	111	Sarah Hancock	42		53:16.73	10:44
51	928	211	Trish Newsom	42		53:25.49	10:45
52	929	938	Yoli Bell	44		53:25.76	10:45
53	943	154	Stephanie Kleehammer	40		54:04.65	10:53
54	947	60	Lisa Crowder	40		54:15.82	10:55
55	961	367	Mary Coulter	41		55:03.70	11:05
56	974	69	Jana Del Rosario	43		55:51.27	11:15
57	998	1338	Jennifer Wolfe	42	Chattanooga TN	57:31.23	11:35
58	999	19	Esme Brien	42		57:35.51	11:36
59	1014	247	Michelle Rambin	44		58:17.07	11:44
60	1065	561	Delyn Williams	44		1:00:43.38	12:13
61	1087	1262	Kerry Oren	41	Ooltewah TN	1:03:51.22	12:51
62	1090	538	Christine Trotter	41		1:04:19.36	12:57
63	1091	1350	Danna Bailey	41	Chattanooga TN	1:04:22.59	12:58
64	1120	20	Robin Brinson	40		1:27:53.79	17:41

MALE AGE GROUP: 45 - 49

Place	O'All	Bib#	Name	Age	City,st	Nettime	Pace
1	22	600	Bill Minehan	49		30:48.03	6:12
2	30	1174	Joe Fejes	45	Hoschton GA	31:38.66	6:22
3	36	660	Brian Masters	47		32:20.46	6:31
4	49	1236	Jay Marshall	45	Richmond IL	33:08.50	6:41
5	50	850	Jude Hacherl	48		33:10.52	6:41
6	58	1217	Sammy Kay	46	Dayton OH	33:59.75	6:51
7	64	613	Barry Vradenburgh	47		34:21.70	6:55
8	82	1180	David Wh	45	Signal Mtn TN	35:04.06	7:04
9	94	200	David Moghani	45		35:28.81	7:09
10	96	37	Stephen Burns	46		35:36.85	7:10
11	105	27	James Brown	45		35:49.45	7:13
12	112	426	Ray Kellum	48		36:12.15	7:17
13	133	459	Michael McCawley	47		37:01.14	7:27
14	142	477	David Mullin	48		37:12.01	7:30
15	170	1237	Mike Sparkman	49	Chattanooga TN	37:56.50	7:38
16	199	1328	John Meek	48	Chattanooga TN	38:44.99	7:48
17	241	866	Doug Thompson	47		39:37.69	7:59
18	242	748	Brian Kalla	49		39:38.73	7:59
19	245	138	Danny Jennings	47		39:44.20	8:00
20	258	392	David Gutillo	49		40:03.43	8:04
21	269	10	Julian Bell	48		40:19.43	8:07
22	309	560	Kim Williams	45		41:09.23	8:17
23	311	1267	Jay Jumper	48	Chattanooga TN	41:11.73	8:18
24	314	1175	Andre Rado	45	Chattanooga TN	41:14.25	8:18
25	324	856	John Porter	48		41:29.17	8:21

26	341	435	Dan Koliadko	49		41:39.30	8:23
27	344	865	John III Talbird	45		41:41.18	8:24
28	359	410	Dann Hotelling	48		41:55.66	8:27
29	397	813	Dean Hull	48		42:42.41	8:36
30	412	1245	David Ruhling	46	TN	42:51.49	8:38
31	427	4	Hubert Anderson	47		43:06.36	8:41
32	428	330	David Anthony	47		43:12.16	8:42
33	429	1254	Keith Turner	46	Chattanooga TN	43:12.92	8:42
34	433	1253	Jay Toney	45	Ooltewah TN	43:13.07	8:42
35	439	1341	Greg Ber	49	Terre Haute IN	43:18.96	8:43
36	458	1250	Dan Fluck	46	Chattanooga TN	43:37.71	8:47
37	460	518	Terry Smith	49		43:38.07	8:47
38	461	556	Nick Whittenburg	46		43:40.18	8:48
39	503	1348	Bert Templeton	47	Chattanooga TN	44:33.11	8:58
40	513	952	John Navin	45		44:44.57	9:01
41	521	858	Robert Bowers	46		44:51.64	9:02
42	540	994	Eric Tucker	46	Chattanooga TN	45:03.29	9:04
43	550	786	David Lawrence	48		45:17.62	9:07
44	573	82	Scott Emith	47		45:42.90	9:12
45	585	930	Scott Gill	46		45:52.02	9:14
46	586	1322	Rick Milliken	45	Ooltewah TN	45:52.56	9:14
47	629	408	Freddie Hixson	48		46:36.79	9:23
48	636	1358	Werner Scabber	46	TN	46:49.60	9:26
49	641	401	Terry Haywood	47		46:53.44	9:26
50	652	892	Charles Fricks	47		47:09.58	9:30
51	699	433	Alan Kingsley	46		48:09.99	9:42
52	749	523	Shawn Stoddard	45		48:54.82	9:51
53	761	314	Chris Weeks	48		49:15.06	9:55
54	782	479	Mark Myers	49		49:38.20	10:00
55	809	875	Craig Derogatis	47		50:16.39	10:07
56	811	265	Brian Santin	48		50:20.94	10:08
57	813	591	Steve Higgs	45		50:24.25	10:09
58	822	493	Keith Queen	46		50:35.18	10:11
59	912	777	Greg Creswell	48		52:51.14	10:38
60	918	355	Brad Broyles	46		52:57.46	10:40
61	937	818	Jon Bell	48		53:49.04	10:50
62	965	1265	Bill Peterson	47	Chattanooga TN	55:23.25	11:09
63	995	398	Bryan Harmon	47		57:16.51	11:32
64	1008	520	Jeff Spivey	46		57:49.69	11:38
65	1021	896	Eric Voges	49		58:24.55	11:45
66	1025	396	Don Hargrove	48		58:50.91	11:51
67	1088	654	Gary Keylon	46		1:03:55.25	12:52

FEMALE AGE GROUP: 45 - 49

Place	O'All	Bib#	Name	Age	City,st	Nettime	Pace
1	174	677	Connie Peltz	45		38:03.95	7:40
2	181	1232	Sue Barlow	46	Chattanooga TN	38:11.81	7:42
3	232	691	Nancy Richmond	46		39:24.64	7:56
4	255	1356	Corinne Henderson	49	Chattanooga TN	40:01.27	8:04
5	257	744	Kelly Jennings	48		40:02.62	8:04
6	273	1184	Debbie Stairs	48	Knoxville TN	40:23.13	8:08
7	335	141	Mary Johnson	45		41:35.47	8:23
8	347	253	Erin Reynolds	49		41:42.25	8:24
9	361	644	Kathy Hooks	46		41:57.23	8:27
10	368	820	Karen Thurmond	46		42:04.27	8:28
11	419	626	Annette Butler	48		43:00.21	8:40
12	449	824	Amy Oliver	48		43:27.15	8:45

13	463	1261	Nikki Thomas	49	Cleveland TN	43:43.97	8:48
14	486	364	Mary Ann Clelland	47		44:13.33	8:54
15	539	601	Michelle Mitchell	47		45:02.55	9:04
16	592	31	Jammie Brown	45		45:57.73	9:15
17	732	608	Danna Vaughn	45		48:41.45	9:48
18	741	420	Pam Keeter	49		48:47.11	9:49
19	750	127	Amber Howell	46		48:55.17	9:51
20	756	275	Gretchen Sigsworth	49		49:06.13	9:53
21	812	592	Tammy Higgs	47		50:22.79	10:09
22	818	1220	Rebecca Balch	45	Hixson TN	50:32.86	10:11
23	848	889	Mary Byars	47		51:04.97	10:17
24	859	967	Christie Richardson	46		51:18.07	10:20
25	869	402	Hiwatha Haywood	46		51:37.73	10:24
26	892	821	Jeannie Snyder	46		52:07.39	10:30
27	893	143	Vicky Johnson	45		52:10.90	10:30
28	959	817	Randi Smith	46		55:03.05	11:05
29	1000	231	Glenda Pearson	48		57:36.94	11:36
30	1005	162	Kara Knowles	46		57:45.73	11:38
31	1016	365	Elaine Cook	46		58:19.03	11:44
32	1017	33	Shannon Burger	45		58:19.27	11:44
33	1019	803	Kelly Paulk	47		58:23.26	11:45
34	1022	291	Jill Swafford	45		58:27.14	11:46
35	1042	219	Kelly O'Hara	48		59:45.88	12:02
36	1043	122	Mary Holder	48		59:46.24	12:02
37	1050	718	Teri Holden	49		1:00:05.21	12:06
38	1052	1193	Peggy Glascock	49	Signal Mtn TN	1:00:06.48	12:06
39	1056	128	Ann Humphries	49		1:00:16.68	12:08
40	1062	337	Laura Bailey	46		1:00:37.97	12:12
41	1067	205	Susan Morton	47		1:00:44.48	12:14
42	1074	907	Tammy Larson	48		1:01:20.21	12:21
43	1095	795	Kelley Hutchins	46		1:05:14.40	13:08
44	1103	802	Beverly Gouger	45		1:07:54.88	13:40

MALE AGE GROUP: 50 - 54

Place	O'All	Bib#	Name	Age	City,st	Nettime	Pace
1	28	806	Chad Varga	53		31:34.45	6:22
2	46	800	Steve Bradley	53		32:47.27	6:36
3	78	442	Michael Leary	54		34:55.31	7:02
4	132	589	Jeff Grisham	52		37:00.61	7:27
5	140	703	Jeff Strausberger	53		37:09.03	7:29
6	149	603	Tim Morris	50		37:22.85	7:32
7	150	515	Ralph Smith	51		37:23.82	7:32
8	192	1244	John Hickey	53	Hixson TN	38:26.61	7:45
9	238	274	Dan Shupe	51		39:31.22	7:58
10	264	1325	Tim Cleary	53	Signal Mtn TN	40:10.77	8:05
11	270	1363	T R Bowers	51	Winston-Salem NC	40:20.47	8:07
12	289	336	Jack Azor	51		40:39.92	8:11
13	339	245	Brad Pryor	53		41:37.28	8:23
14	362	719	Mike Kirkland	51		41:57.77	8:27
15	406	77	Rick Eberle	51		42:48.74	8:37
16	414	597	Darnel Johnson	51		42:53.05	8:38
17	415	1292	Mark Sumida	51	Hixson TN	42:54.64	8:38
18	417	415	David Jabaley	50		42:56.96	8:39
19	420	989	Steven Sheets	50	Chattanooga TN	43:00.81	8:40
20	456	911	Tr Rathbun	53		43:35.96	8:47
21	473	883	Matt Clemmer	51		44:00.05	8:52
22	484	848	Steve Lewis	52		44:12.30	8:54

23	487	1342	Eric Jacks	50	Chattanooga TN	44:14.00	8:54
24	500	1360	Gregg Sullivan	54	Signal Mtn TN	44:29.40	8:57
25	507	697	Maury Smith	52		44:36.89	8:59
26	509	1208	Chuck Keef	52	Chattanooga TN	44:42.68	9:00
27	575	110	Wayne Griffin	54		45:43.76	9:12
28	610	931	Keith Sands	50		46:23.14	9:20
29	613	808	Mike Minter	52		46:24.33	9:21
30	622	95	Ed Flanagan	54		46:31.37	9:22
31	684	527	Douglas Systrom	54		47:50.05	9:38
32	706	797	Rick Worley	50		48:12.61	9:42
33	712	945	Robert Tramel	54		48:22.09	9:44
34	722	383	Scott Fisher	53		48:35.01	9:47
35	751	53	James Coleman	51		48:57.49	9:51
36	762	1242	Craig King	50	Ringgold TN	49:16.31	9:55
37	785	1305	Doug Brown	50	Hixson TN	49:39.22	10:00
38	940	687	Kim Ray	50		54:02.47	10:53
39	944	873	David Ackerman	51		54:05.82	10:53
40	967	581	Darrell Duncan	53		55:31.87	11:11
41	1001	230	Steve Pearson	51		57:37.81	11:36
42	1004	732	Steve Aplin	52		57:40.50	11:37
43	1015	152	Michael Kjeldgaard	53		58:17.55	11:44
44	1034	399	Ben Harris	51		59:25.58	11:58
45	1041	153	Rick Kleehammer	53		59:45.61	12:02
46	1083	940	Wade McGregor	50		1:02:27.72	12:34
47	1092	915	Rick Mullinsa	53		1:04:27.25	12:58

FEMALE AGE GROUP: 50 - 54

Place	O'All	Bib#	Name	Age	City,st	Nettime	Pace
1	337	120	Carmen Hodnett	53		41:35.78	8:23
2	418	513	Tamara Smith	51		42:59.90	8:39
3	552	1278	Susan Gallo	52	Chattanooga TN	45:18.48	9:07
4	569	625	Wanda Billings	50		45:41.63	9:12
5	588	572	Janice Wycherley	52		45:56.23	9:15
6	616	100	Carolyn Funderburk	52		46:28.17	9:21
7	702	545	Beth Warren	51		48:11.45	9:42
8	729	281	Pamela Smith	50		48:39.99	9:48
9	763	149	Judy King	50		49:17.16	9:55
10	764	900	Karen Carden	54		49:19.10	9:56
11	823	694	Theresa Silegren	51		50:35.28	10:11
12	919	826	Linda Johnson	51		52:58.18	10:40
13	954	684	Beth Rabon	51		54:42.34	11:01
14	968	580	Cindy Duncan	53		55:32.25	11:11
15	994	157	Virginia Knight	50		57:15.00	11:32
16	1012	1334	Jean Luce	51	Cleveland TN	58:05.56	11:42
17	1026	695	Vesa Silegren	51		58:54.65	11:52
18	1116	884	Nancy Clemmer	51		1:26:58.12	17:30

MALE AGE GROUP: 55 - 59

Place	O'All	Bib#	Name	Age	City,st	Nettime	Pace
1	66	657	Rick Lasater	58		34:22.46	6:55
2	77	305	Mike Usher	57		34:51.01	7:01
3	107	214	Tommy Nichols	56		36:03.85	7:16
4	117	844	John Crawley	59		36:28.46	7:21
5	147	923	James Hall	56		37:21.00	7:31
6	185	1312	Carlos Martin	58	Ooltewah TN	38:16.28	7:42
7	198	1289	Robert Rases	55	Winchester TN	38:44.75	7:48

8	228	257	Angel Rivera	55		39:17.26	7:55
9	268	566	Ron Withers	55		40:18.20	8:07
10	287	54	Billy Collier	58		40:38.11	8:11
11	295	778	Marshall Horton	57		40:48.54	8:13
12	316	828	Miles Tanenbaum	56		41:14.94	8:18
13	338	413	Johnny Hunt	56		41:37.21	8:23
14	372	906	Spencer Evans	59		42:11.05	8:30
15	383	424	David Keller	57		42:20.90	8:32
16	390	87	Frank Fabrega	58		42:32.39	8:34
17	424	353	Mark Brooks	56		43:03.47	8:40
18	478	1277	Thomas Sisemore	58	Lafayette GA	44:04.41	8:52
19	492	971	Donna Pauls	55		44:22.08	8:56
20	525	450	Carter Lynch	59		44:53.18	9:02
21	534	977	Alfred Woodhead	55	Cohutta GA	44:59.83	9:04
22	637	1357	Mark Hays	57	Signal Mtn TN	46:51.12	9:26
23	643	465	Tim Metcalf	59		46:53.99	9:27
24	709	193	Tom McGuire	59		48:16.05	9:43
25	714	24	Pat Brooks	55		48:25.54	9:45
26	738	418	Jim Johnson	57		48:43.86	9:49
27	786	696	George Skonberg	59		49:39.93	10:00
28	792	48	Jeff Chastain	55		49:49.62	10:02
29	797	1319	Alvaro Valle	57	Chattanooga TN	50:01.11	10:04
30	799	812	Lee Martin	56		50:04.01	10:05
31	826	550	Chuck Watson	58		50:38.05	10:12
32	887	360	James Byrne	55		51:59.89	10:28
33	936	218	Sam Nkana	59		53:47.74	10:50
34	963	303	Daniel Traynor	55		55:12.77	11:07
35	1055	171	Thomas Lawson	56		1:00:14.33	12:08
36	1094	934	Dennis Stone	58		1:04:55.29	13:04

FEMALE AGE GROUP: 55 - 59

Place	O'All	Bib#	Name	Age	City,st	Nettime	Pace
1	208	366	Paula Cooper	56		38:53.30	7:50
2	464	107	Brenda Gift	55		43:44.56	8:48
3	670	242	Cindy Pointer	55		47:28.09	9:33
4	726	751	Cynthia Kedrowski	55		48:37.71	9:47
5	804	905	Beth Daugherty	55		50:10.99	10:06
6	911	553	Jane Webb	59		52:46.76	10:38
7	1013	1345	Isabelle Kaiser	56	Chickamauga TN	58:12.80	11:43
8	1054	196	Cynthia Miller	55		1:00:11.09	12:07
9	1068	170	Reda Lawson	55		1:00:47.30	12:14
10	1099	1214	Deborah Harris	55	Ooltewah TN	1:06:05.90	13:18

MALE AGE GROUP: 60 - 98

Place	O'All	Bib#	Name	Age	City,st	Nettime	Pace
1	80	948	Sergio Bianchini	70		35:02.46	7:03
2	85	62	Flash Cunningham	60		35:19.15	7:07
3	128	335	Jo Axley	61		36:54.68	7:26
4	143	1298	Neil Spitalny	60	Chattanooga TN	37:14.35	7:30
5	157	1230	Rick Rogers	60	Soddy Daisy TN	37:34.63	7:34
6	204	1329	Dick Miller	60	Lookout Mtn TN	38:51.50	7:50
7	212	452	Ronnie Marcus	62		38:59.20	7:51
8	215	558	Fred Wiechmann	62		38:59.73	7:51
9	222	254	Cyrus Rhode Jr	68		39:06.17	7:52
10	293	201	Milton Moore	64		40:45.97	8:13
11	373	919	Robert Hovener	61		42:11.85	8:30

12	462	106	Bob Gift	60		43:43.85	8:48
13	494	541	Paul Walker	63		44:25.68	8:57
14	501	229	Dr. Frank Patterson	64		44:29.79	8:58
15	533	752	James Kedrowski	60		44:59.46	9:04
16	535	428	Dave Kemmerer	64		44:59.97	9:04
17	570	659	Mike Martin	60		45:42.03	9:12
18	638	1332	Jack Pickett	65	Dayton TN	46:52.11	9:26
19	642	466	David Metcalf	60		46:53.81	9:27
20	686	324	Dan Woughter	64		47:56.75	9:39
21	776	819	Jesse Roberson	72		49:31.91	9:58
22	781	59	Tom Cory	66		49:37.65	9:59
23	832	334	Nyhl Austin	68		50:42.65	10:13
24	854	1260	George Garden	61	Franklin TN	51:10.81	10:18
25	884	640	Jim Hamblen	62		51:57.11	10:28
26	930	738	Lucien Ellington	60		53:27.65	10:46
27	949	140	Dan Johnson	73		54:25.91	10:57
28	993	159	John Knight	61		57:14.74	11:31
29	1046	145	Earl Kelle	64		59:57.23	12:04
30	1078	266	Bob Seif	66		1:02:12.94	12:31
31	1079	689	Roy Rector	62		1:02:15.17	12:32
32	1115	621	Willis Adams	69		1:23:17.20	16:46

FEMALE AGE GROUP: 60 - 98


Place	O'All	Bib#	Name	Age	City,st	Nettime	Pace
1	432	30	Sue Anne Brown	65		43:13.05	8:42
2	466	1347	Lynda Owens	62	Lafayette TN	43:45.65	8:49
3	544	13	Mildred Bethea	62		45:08.99	9:05
4	917	870	Joyce Campbell	65		52:56.00	10:39
5	946	58	Patricia Cory	65		54:13.97	10:55
6	1073	709	Bonnie Wassin	67		1:01:20.00	12:21
7	1104	227	Nancy Partee	62		1:09:50.67	14:04
8	1113	151	Donna King	61		1:17:30.63	15:36


MALE-NO AGE AGE GROUP: 99 - 99


Place	O'All	Bib#	Name	Age	City,st	Nettime	Pace
1	43	1222	Tim Deroehn	99	Chattanooga TN	32:40.78	6:35
2	275	980		99	TN	40:25.01	8:08
3	716	885	David King	99	TN	48:26.94	9:45
4	879	1216	Jim Martof	99	Ringgold TN	51:49.46	10:26

FEMALE-NO AGE AGE GROUP: 99 - 99


Place	O'All	Bib#	Name	Age	City,st	Nettime	Pace
1	754	1346	Kathy Dew	99	Chattanooga TN	48:59.91	9:52








































































close

false

[Galleries](#)  
of  
by