



Event Technical Services, Inc
 P.O. Box 241
 Sylvester, GA 31791
 info@event-tech.com
 229-777-9977 voice
 229-777-9955 fax



- [Home](#)
- [About Us](#)
- [Events Schedule](#)
- [Results](#)
- [Chip Returns](#)
- [Contact Us](#)

Sports Barn Turkey Trot - Complete Age Groups

November 25, 2010

Last updated on November 28, 2010



- [Write a](#)
- [Email a](#)
- [Print](#)

Sports Barn Turkey Trot 2010
 Chattanooga, TN

MALE OVERALL WINNERS

Place	O'All	Bib#	Name	Age	City,st	Nettime	Pace
1	1	823	Chris Berry	21	East Ridge TN	24:48.66	5:00

FEMALE OVERALL WINNERS

Place	O'All	Bib#	Name	Age	City,st	Nettime	Pace
1	20	770	Anneli Uys	23	Chattanooga TN	30:11.28	6:05

FEMALE MASTERS OVERALL RESULTS

Place	O'All	Bib#	Name	Age	City,st	Nettime	Pace
1	64	676	Cecelia Wigal	47	Chattanooga TN	35:02.38	7:03

MALE MASTERS OVERALL RESULTS

Place	O'All	Bib#	Name	Age	City,st	Nettime	Pace
1	9	159	Tim Ensign	47	Chattanooga TN	27:41.45	5:35

MALE AGE GROUP: 1 - 12

Place	O'All	Bib#	Name	Age	City,st	Nettime	Pace
1	196	791	Chad Nash	12	Apison TN	39:17.85	7:55
2	222	960	Chandler White	11	Chattanooga TN	39:47.11	8:01
3	456	594	Conner Hill	11	Chattanooga TN	44:13.22	8:54
4	707	53	Alexander Bray	10	Glendale Heights I	48:18.30	9:44
5	761	94	Julian Chastain	12	Cleveland TN	49:26.64	9:57
6	843	646	Gavin Payne	8	Ringgold GA	52:07.07	10:30
7	853	1050	Lee Ringhofer	12	Chattanooga TN	52:22.86	10:33
8	925	890	Jacob Lewis	11	Ringgold GA	54:21.07	10:57
9	985	253	Zachary Jansen	11	Chattanooga TN	57:16.07	11:32
10	1039	1104	Wes Lozano	10	Chickamauga GA	1:01:01.63	12:17
11	1040	1140	Nate Lozano	10	Chickamauga GA	1:01:01.69	12:17

FEMALE AGE GROUP: 1 - 12

Place	O'All	Bib#	Name	Age	City,st	Nettime	Pace
1	225	830	Kathryn Vradenburgh	10	Chattanooga TN	39:50.49	8:01
2	304	844	Sara Corum	11	Coltewah TN	41:05.36	8:16
3	647	829	Kay Vradenburgh	12	Chattanooga TN	47:22.63	9:32
4	660	1028	Danielle Daniels	11	Tunnell Hill GA	47:31.05	9:34
5	710	86	Joanna Carey	11	Bowling Green KY	48:21.42	9:44
6	719	420	Annie Ripper	12		48:38.44	9:48
7	992	507	Bess Trew	12	Severna Park MD	57:33.44	11:35
8	996	755	Jannai Arellano	11	Tullehoma TN	57:42.35	11:37
9	1009	284	Casey King	10	Chattanooga TN	58:34.90	11:48

MALE AGE GROUP: 13 - 15

Place	O'All	Bib#	Name	Age	City,st	Nettime	Pace
1	27	868	Harold Smith	15	Cleveland TN	30:38.95	6:10
2	40	434	Robert Schorr	14	Red Bank TN	32:23.21	6:31
3	42	1003	Blake Childers	15	Ringgold GA	32:41.53	6:35
4	54	750	Grant Hacherl	14	Ringgold GA	33:43.71	6:48
5	149	96	Caleb Chastain	14	Cleveland TN	38:02.22	7:40
6	299	345	Joey Morris	15	Chattanooga TN	40:59.28	8:15
7	305	83	Brandon Carey	15	Bowling Green KY	41:09.41	8:17
8	306	1062	Thomas Stone	14	Frankfort KY	41:09.65	8:17
9	441	948	Cameron Botting	14	Chattanooga TN	44:01.02	8:52
10	529	955	Davis Brown	14	Ringgold GA	45:21.98	9:08
11	627	744	Dillon Clemmer	15	Hixson TN	46:53.64	9:27
12	658	891	Seth Lewis	14	Ringgold GA	47:27.71	9:33
13	722	745	Luke Hutchins	14	Hixson TN	48:46.69	9:49
14	782	763	Alex Tinney	15	Rossville GA	50:02.12	10:04
15	923	642	Landon Pauls	15	Chattanooga TN	54:13.51	10:55
16	1054	896	Michael Webb	14	Englewood TN	1:04:08.55	12:55

FEMALE AGE GROUP: 13 - 15

Place	O'All	Bib#	Name	Age	City,st	Nettime	Pace
1	78	611	Kaitlyn Jacob	14	Rocky Mount NC	35:30.12	7:09
2	200	665	Jordan Suddath	13	Dalton GA	39:28.58	7:57
3	271	43	Kathryn Bosshardt	15	Chickamauga GA	40:24.76	8:08
4	285	258	Madeleine Jennings	13	Mc Donald TN	40:47.63	8:13
5	597	529	Anne Miller Welborn	13	Lookout Mountain T	46:26.39	9:21
6	785	966	Abigail Mabry	13	Rossville GA	50:08.96	10:06
7	787	820	Elizabeth Oliver	13	Ringgold GA	50:14.38	10:07
8	789	418	Brittany Richardson	13	Ringgold GA	50:16.89	10:07
9	799	326	Jocelyn Mercado	14	Tullahoma TN	50:38.87	10:12
10	810	80	Courtney Burtnett	15	Cleveland TN	50:56.82	10:15
11	856	178	Lexi Fowler	14	Fort Worth TX	52:31.10	10:34
12	944	432	Michaela Rogers	15	Chattanooga TN	55:07.94	11:06
13	1027	1084	Kaitlyn Akers	13	Ringgold GA	59:51.63	12:03
14	1074	795	Ashley Patterson	13	Ringgold GA	1:11:16.60	14:21
15	1083	593	Bishop Hill	13	Chattanooga TN	1:15:55.97	15:17

MALE AGE GROUP: 16 - 19

Place	O'All	Bib#	Name	Age	City,st	Nettime	Pace
1	13	787	Anders Clarke	19	Chattanooga TN	29:10.13	5:53
2	15	259	Matt Jenkins	17	Soddy Daisy TN	29:25.86	5:56
3	22	1110	A J Meyer	19	Cohutta GA	30:27.12	6:08
4	23	963	Ryan Emigh	16	Seymour IN	30:31.70	6:09

5	25	561	Michael Zeiser	17	Signal Mountain TN	30:32.01	6:09
6	52	751	Ryan Hacherl	17	Ringgold GA	33:39.61	6:47
7	55	730	Mark Straussberger	19	Cleveland TN	34:02.08	6:51
8	61	450	Keith Sikes	18	Chickamauga GA	34:43.81	7:00
9	98	953	Hunter Daughtery	16	Chattanooga TN	36:30.29	7:21
10	100	964	Seth Huffman	17	Hixson TN	36:35.63	7:22
11	140	944	Adam Anderson	18	Rossville GA	37:58.28	7:39
12	167	315	Ethan McCurdy	19	Chattanooga TN	38:25.49	7:44
13	170	1163	Anthony Schmidt	18	Hixson TN	38:28.97	7:45
14	174	952	Chase Daughtery	16	Chattanooga TN	38:33.26	7:46
15	182	807	Joseph Dorris	18	Coltewah TN	38:53.27	7:50
16	203	728	Tyler Fricks	19	Chattanooga TN	39:30.79	7:57
17	206	81	Gabriel Cannon	16	Chickamauga GA	39:32.70	7:58
18	256	454	Ben Sitton	18	Buford GA	40:11.09	8:06
19	294	842	Josh Stone	17	Mc Donald TN	40:51.77	8:14
20	365	291	Parker Knight	17	Ringgold TN	42:39.37	8:35
21	425	336	Mitch Mizell	16	Cleveland TN	43:40.96	8:48
22	426	843	Sean Corum	17	Coltewah TN	43:41.02	8:48
23	461	193	Jordan Gregory	19	Chattanooga TN	44:16.18	8:55
24	527	292	Rob Kozloski	19	Chattanooga TN	45:18.44	9:07
25	548	904	Andy Helms	18	Hixson TN	45:44.69	9:13
26	561	76	David Burt	19	Chattanooga TN	45:59.36	9:16
27	605	60	Madison Brooks	19	Ringgold GA	46:29.12	9:22
28	606	408	Chase Reimer	19	Chattanooga TN	46:29.65	9:22
29	607	1075	Nicholas Roberts	18	Soddy Daisy TN	46:32.10	9:22
30	644	42	Jonathan Bosshardt	18	Chickamauga GA	47:15.88	9:31
31	840	97	Preston Chastain	17	Cleveland TN	52:01.16	10:28
32	842	519	Will Vetterick	19	Chattanooga TN	52:06.90	10:30
33	958	684	Eric Wolf	16	Cleveland TN	55:29.70	11:10
34	968	1046	Will Gilman	16	Nashville TN	55:56.93	11:16

FEMALE AGE GROUP: 16 - 19

Place	O'All	Bib#	Name	Age	City,st	Nettime	Pace
1	62	468	Payton Smith	17	Ooltewah TN	34:54.90	7:02
2	133	831	Karla Vradenburgh	16	Chattanooga TN	37:47.74	7:37
3	154	304	Carly Louderback	19	Cleveland TN	38:09.84	7:41
4	168	824	Cay Hendrickson	18	Chattanooga TN	38:25.53	7:44
5	187	482	Katy Spencer	16	Winchester VA	38:58.36	7:51
6	247	334	Carrie Minnis	18	Chattanooga TN	40:04.00	8:04
7	369	670	Brandi Thompson	17	Rockspring GA	42:44.96	8:36
8	543	65	Kelly Brown	18	Ringgold GA	45:36.48	9:11
9	584	557	Katarina Yi	18	Dalton GA	46:14.38	9:19
10	620	340	Rebecka Moore	19	Tn TN	46:48.64	9:26
11	625	1157	Lauren Ledford	19	Cleveland TN	46:52.46	9:26
12	635	917	Hayley Kuhn	19	Coltewah TN	47:01.45	9:28
13	675	723	Nicole McKinney	17	Coltewah TN	47:38.86	9:36
14	676	724	Samira Rahbe	17	Chattanooga TN	47:38.93	9:36
15	730	351	Macey Mullens	16	Ringgold GA	48:53.47	9:51
16	733	101	Jenifer Christenbury	19	Cleveland TN	48:57.65	9:51
17	801	75	Danielle Burt	18	Chattanooga TN	50:40.87	10:12
18	807	1169	Bonny Jean Worland	19	TN	50:48.89	10:14
19	870	1114	Marissa Smith	16	Chattanooga TN	52:51.20	10:38
20	908	1168	Suzannah Worland	18	Chickamauga GA	53:42.63	10:49
21	911	82	Michelle Cannon	17	Chickamauga GA	53:47.67	10:50
22	961	1041	Majalee Voigt	17	Harrison TN	55:31.67	11:11
23	1029	1007	Bailey Connelley	17	Hixson TN	59:53.53	12:03
24	1051	695	Savannah Gilman	18		1:03:03.85	12:42

25	1066	697	Emily Gruner	18		1:06:59.02	13:29
26	1072	949	Kori Botting	17	Chattanooga TN	1:10:03.06	14:06

MALE AGE GROUP: 20 - 24

Place	O'All	Bib#	Name	Age	City,st	Nettime	Pace
1	2	979	Zach Buffington	23	Coltewah TN	26:18.13	5:18
2	3	784	Daniel Goetz	23	Chattanooga TN	26:31.51	5:21
3	5	985	Dan Horseman	20	Cohutta GA	27:10.53	5:29
4	7	1081	Andy Highlander	23	Hixson TN	27:19.32	5:30
5	8	1042	Spencer Whittier	24	Flintstone GA	27:39.52	5:34
6	10	808	Jake Bradley	20	Ringgold GA	28:04.77	5:39
7	12	445	Josh Shumaker	23	Bristol TN	28:54.29	5:49
8	16	1105	Matt Wren	21	Coltewah TN	29:32.10	5:57
9	18	790	Rob Carden	24	Chattanooga TN	29:52.56	6:01
10	36	448	Michael Sigsworth	22	Ootewah TN	32:09.88	6:29
11	38	537	Charles Wilson	22	Flintstone GA	32:13.49	6:29
12	75	72	Jeff Burgess	23	Chattanooga TN	35:24.21	7:08
13	76	873	Marco Bianhini	20	East Ridge TN	35:24.76	7:08
14	117	122	Travis Corder	21	Chattanooga TN	37:17.97	7:31
15	128	1044	Philip Gilman	22	Knoxville TN	37:36.80	7:34
16	129	1031	Andrew Sablan	24	Ft Campbell KY	37:42.87	7:36
17	151	712	Ryan Martin	24	Coltewah TN	38:06.92	7:41
18	152	296	Alex Lagraff	24	Johnson City TN	38:07.73	7:41
19	165	867	Wik Piota	21	Soddy Daisy TN	38:24.31	7:44
20	166	114	David Connis	20	Lookout Mountain G	38:25.26	7:44
21	186	711	Chris Martin	21	Coltewah TN	38:58.09	7:51
22	234	928	Zach Varnell	23	Chattanooga TN	39:57.13	8:03
23	270	742	Chris Clemmer	20	Hixson TN	40:24.73	8:08
24	272	491	Zane Stone	24	Chattanooga TN	40:24.92	8:08
25	284	640	Brian Pauls	21	Chattanooga TN	40:47.02	8:13
26	289	1100	Jared Junge	20	Ringgold GA	40:49.01	8:13
27	293	909	Tyler Worley	22	Soddy Daisy TN	40:50.62	8:13
28	309	407	Matthew Ray	22	East Ridge TN	41:11.46	8:18
29	328	1107	Matthew Porter	20	Hixson TN	41:39.25	8:23
30	362	462	Myles Smith	20	Ooltewah TN	42:28.29	8:33
31	399	522	Sean Wadley	23	Chattanooga TN	43:07.26	8:41
32	421	244	Clay Huffaker	22	Signal Mountain TN	43:36.78	8:47
33	450	441	Brian Shepherd	22	Soddy Daisy TN	44:07.03	8:53
34	464	1045	James Gilman	24	Knoxville TN	44:20.59	8:56
35	503	359	Justin Nation	20	Ooltewah TN	44:54.57	9:03
36	513	693	Drew Gruner	20		45:03.44	9:04
37	541	677	Rhett Marley	22	Summerville SC	45:32.07	9:10
38	590	488	Zeth Stone	20	Chattanooga TN	46:19.41	9:20
39	615	1095	Chris Davis	23	Chattanooga TN	46:45.87	9:25
40	619	1161	Andy Sullivan	23	Signal Mountain TN	46:47.16	9:25
41	623	138	Brandon Dicorato	24	Dayton TN	46:51.01	9:26
42	645	647	Juan Perez	22	Dalton GA	47:16.49	9:31
43	651	237	Anthony Hindmon	22	Ooltewah TN	47:25.43	9:33
44	665	415	Eric Rice	23	Tallahassee FL	47:35.28	9:35
45	681	924	Corey Long	20	Chattanooga TN	47:44.08	9:37
46	690	1146	Dan Koliadko	20		47:50.78	9:38
47	731	951	Nick Daugherty	22	Chattanooga TN	48:54.98	9:51
48	738	764	Bo Tinney	23	Rossville GA	49:04.96	9:53
49	762	635	Alex Page	24	Chattanooga TN	49:27.71	9:57
50	766	416	Matthew Rice	22	Chattanooga TN	49:37.62	9:59
51	780	761	Skylar Tinney	20	Rossville GA	49:58.56	10:04
52	805	1127	David Miller	22	East Ridge TN	50:48.59	10:14

53	820	1166	Brandon White	22	Chattanooga TN	51:20.78	10:20
54	876	44	Nathan Bosshardt	21	Chickamauga GA	52:56.85	10:40
55	877	342	Huley Morgan	22	McDonald TN	52:58.36	10:40
56	895	639	Jason Paulovkin	24	Chattanooga TN	53:20.13	10:44
57	938	1051	Tommy Winchester	23	Chattanooga TN	54:49.77	11:02
58	977	1103	Adam Lozano	21	Chickamauga GA	56:50.14	11:27
59	1061	201	Jonathan Grubb	23	Soddy Daisy TN	1:05:05.33	13:06
60	1063	878	Alex Dornbusch	22	Lexington KY	1:05:48.83	13:15

FEMALE AGE GROUP: 20 - 24

Place	O'All	Bib#	Name	Age	City,st	Nettime	Pace
1	24	1077	Phoebe Wright	22	Signal Mountain TN	30:31.97	6:09
2	97	329	Lindsay Mies Deslaurier	22	Chattanooga TN	36:29.11	7:21
3	112	224	Brittany Haver	22	Knoxville TN	37:07.47	7:29
4	114	757	Dana Streufert	20	Chattanooga TN	37:10.07	7:29
5	199	804	Laura E. Hall	23	Chattanooga TN	39:28.03	7:57
6	238	343	Aubrey Morris	23	Chattanooga TN	39:59.54	8:03
7	248	741	Jennifer Clemmer	21	Hixson TN	40:06.11	8:05
8	250	683	Shelby Wolf	24	Houston TX	40:07.33	8:05
9	255	181	Janel Gaston	21	Chattanooga TN	40:09.56	8:05
10	277	663	Joanna Suddath	23	Dalton GA	40:30.06	8:09
11	279	602	Rachel Graff	22	West Columbia SC	40:32.23	8:10
12	317	806	Megan Dorris	20	Coltewah TN	41:25.87	8:21
13	320	141	Ashley Doyal	22	Chickamauga GA	41:30.39	8:21
14	324	672	Elisabeth Tilstra	21	Knoxville TN	41:31.55	8:22
15	325	389	Lisa Polcyn	21	Knoxville TN	41:33.54	8:22
16	332	133	Marie Daugherty	23	Chattanooga TN	41:42.54	8:24
17	335	1035	Anna Bosworth	22	Lookout Mountain G	41:49.09	8:25
18	347	1036	Julianna Gilman	20	Knoxville TN	42:02.04	8:28
19	351	528	Emily Waters	22	Chattanooga TN	42:07.14	8:29
20	360	493	Ashley Sullivan	22	Rockwood TN	42:22.27	8:32
21	381	309	Alicyne Marley	23	Summerville SC	42:53.57	8:38
22	392	204	Elana Gulas	24	Chattanooga TN	42:59.47	8:39
23	398	1091	Erin Warren	20	Lookout Mountain G	43:06.50	8:41
24	401	139	Krista Dover	24	Detroit MI	43:09.02	8:41
25	422	184	Caroline Gettis	22	Rome GA	43:36.90	8:47
26	424	832	Kari Vradenburgh	22	Chattanooga TN	43:40.75	8:48
27	452	349	Mallory Mountz	24	McDonald TN	44:10.16	8:54
28	457	240	Cara Holden	22	Soddy Daisy TN	44:14.94	8:55
29	471	521	Amy Vischetti	24	Chattanooga TN	44:30.57	8:58
30	472	63	Hannah Brown	21	Lookout Mountain G	44:32.56	8:58
31	488	860	Liz Regnitz	21	Ringgold GA	44:45.35	9:01
32	491	718	Jennifer Moore	24	Cleveland TN	44:47.15	9:01
33	502	686	Kara Zimmerman	23	Chattanooga TN	44:54.52	9:03
34	512	510	Catie Tucker	21	Ooltewah TN	45:03.05	9:04
35	555	542	Hannah Winchester	23	Chattanooga TN	45:53.29	9:14
36	583	630	Kelsey Nichols	22	Rock Spring GA	46:13.57	9:18
37	586	478	Sarah Solovey	23	Knoxville TN	46:17.25	9:19
38	596	907	Stephanie Postell	24	Nashville TN	46:26.35	9:21
39	600	905	Christine Postell	23	Nashville TN	46:27.14	9:21
40	628	674	Shannon Wall	23	Hixson TN	46:57.77	9:27
41	640	990	Emily Hurlburt	21	Chatt TN	47:09.60	9:30
42	654	3	Katlyn Allen	22	Richmond VA	47:25.77	9:33
43	678	513	Jerilyn Turner	23	Ft Oglethorpe TN	47:41.65	9:36
44	686	288	Chelsea Kirk	22	Fayetteville GA	47:48.07	9:37
45	717	20	Lauren Barlew	24	Chattanooga TN	48:31.74	9:46
46	720	869	Becca Wright	21	Ringgold GA	48:38.78	9:48

47	732	637	Stephanie Parker	22	Knoxville TN	48:56.11	9:51
48	737	756	Blayre Kerley	24	Dunlap TN	49:04.18	9:53
49	771	443	Abigail Sherratt	24	Lookout Mountain G	49:42.03	10:00
50	775	128	Jenna Crye	23	Baltimore MD	49:54.37	10:03
51	792	180	Samara Garrison	22	Dawsonville GA	50:24.76	10:09
52	804	911	Emily Hutchins	21	Hixson TN	50:45.31	10:13
53	809	659	Hope Shores	23	Cleveland TN	50:49.24	10:14
54	816	143	Joanna Duble	23	Chattanooga TN	51:16.06	10:19
55	844	256	Bonnie Jennings	20	Chattanooga TN	52:07.29	10:30
56	859	14	Melissa Baldwin	21	Ooltewah TN	52:39.31	10:36
57	860	773	Shasta Voyles	21	Ringgold GA	52:41.12	10:36
58	871	172	Erin Flanagan	24	Knoxville TN	52:52.05	10:39
59	880	861	Kara Turpen	22	Coltewah TN	53:00.70	10:40
60	900	149	Grace Duran	24	Ringgold GA	53:30.21	10:46
61	906	620	Laura McCandless	22	Signal Mountain TN	53:35.91	10:47
62	917	306	Ashley Lumpkin	22	Chattanooga TN	53:58.99	10:52
63	947	294	Rachel Kress	24	Chattanooga TN	55:09.42	11:06
64	954	136	Clara Demaster	21	Lookout Mountain G	55:27.60	11:10
65	1006	516	Becky Valkenburg	21	Lookout Mountain G	58:25.92	11:46
66	1023	47	Megan Brady	24	Cleveland TN	59:39.52	12:01
67	1026	989	Heather McAllister	23	Lawrenceville GA	59:39.84	12:01
68	1042	643	Meghan Pauls	24	Chattanooga TN	1:01:21.40	12:21
69	1067	841	Whitney K Payne	22	Chattanooga TN	1:07:27.44	13:35
70	1070	898	Shaina Whaley	21	Ringgold GA	1:08:21.38	13:46

MALE AGE GROUP: 25 - 29

Place	O'All	Bib#	Name	Age	City,st	Nettime	Pace
1	4	767	Patrick Hall	26	Chattanooga TN	26:46.25	5:24
2	6	783	Joseph Goetz	27	Chattanooga TN	27:14.70	5:29
3	19	1009	Joshua Maughon	25	Rockford TN	30:10.31	6:05
4	21	1060	John Gamble	27	Spartanburg SC	30:18.16	6:06
5	35	816	Taylor Simms	28	Rossville GA	32:08.47	6:28
6	41	1059	John Hangsteter	28	Chattanooga TN	32:29.02	6:33
7	45	200	Drew Grisham	25	Chattanooga TN	33:11.82	6:41
8	57	142	Josh Doyle	28	Hixson TN	34:32.99	6:58
9	69	227	Josh Henderson	29	Chattanooga TN	35:11.91	7:05
10	71	716	Kyle Clarkon	26	Chattanooga TN	35:15.84	7:06
11	72	1122	Ben Grady	29	Chattanooga TN	35:16.48	7:06
12	77	1011	Michael Hiscock	25	Chattanooga TN	35:30.05	7:09
13	82	1134	Jonathan Gilbert	27	Tampa FL	35:37.65	7:11
14	90	498	Andy Sweet	29	Chattanooga TN	36:12.24	7:17
15	101	1012	Josh Davis	28	Hill City GA	36:37.25	7:23
16	120	24	John Baucom	27	Chattanooga TN	37:27.10	7:33
17	122	25	Jonathan Baucom	25	Pace FL	37:27.70	7:33
18	130	1167	Jason Finnell	28	Dalton GA	37:43.28	7:36
19	139	390	Joel Pollom	25	Ooltewah TN	37:57.11	7:39
20	150	489	Zackary Stone	28	Washington DC	38:04.73	7:40
21	194	565	Zachary Ballard	28	Cleveland TN	39:16.35	7:55
22	195	1144	Nik Meeks	28	Chattanooga TN	39:17.56	7:55
23	214	497	Brandon Sutton	29	East Point GA	39:38.60	7:59
24	227	1	Matt Agnew	28	East Ridge TN	39:51.42	8:02
25	239	287	Kilton Kingsman	26	Lemoore CA	39:59.81	8:03
26	242	690	Andrew King	25		40:00.90	8:03
27	244	242	Brent Howard	27	Rock Spring TN	40:01.84	8:04
28	252	707	Adam Brown	28	Coltewah TN	40:08.91	8:05
29	300	574	Limburk Browne	25	Chattanooga TN	40:59.29	8:15
30	315	1130	John Hollingsworth	29	Chatt TN	41:19.83	8:19

31	323	153 Collin Easterling	26 Chattanooga TN	41:31.51	8:22
32	327	626 Jimmy Moncrief	29 Chattanooga TN	41:36.62	8:23
33	334	582 Dustin Crane	27 Chattanooga TN	41:45.04	8:24
34	355	624 Seth Meek	26 Houston TX	42:10.66	8:30
35	357	601 Daniel Graff	25 Charlotte NC	42:12.64	8:30
36	374	34 Hunter Bethea	29 Arlington VA	42:50.05	8:38
37	384	356 Matthew Murray	26 Signal Mountain TN	42:55.57	8:39
38	391	588 Keith Elliott	29 Ooltewah TN	42:57.56	8:39
39	405	398 Austin Prater	28 Chattanooga TN	43:15.21	8:43
40	407	440 Michael Semore	26 Ooltewah TN	43:15.60	8:43
41	411	275 Eric Keller	27	43:17.94	8:43
42	418	87 Dustin Carpenter	25 Brunswick GA	43:29.73	8:45
43	420	885 Keldren Icet	29 Chattanooga TN	43:35.36	8:47
44	429	1043 Jeremy Klutz	26 Chattanooga TN	43:45.57	8:49
45	453	228 Richard Henderson	27 McDonald TN	44:11.59	8:54
46	460	502 Gabe Thomas	28 Chattanooga TN	44:15.90	8:55
47	485	694 Josh Gruner	27	44:43.17	9:00
48	493	775 Jim Keil	27 Chattanooga TN	44:47.20	9:01
49	495	927 Nathan Daugherty	29 Chattanooga TN	44:47.74	9:01
50	496	827 Jonathan Adam Smith	28 Cleveland TN	44:49.64	9:02
51	500	1026 Whitney Burgiss	28 Cleveland TN	44:51.19	9:02
52	523	93 Bradley Chambers	26 Chattanooga TN	45:14.40	9:07
53	579	668 Michael Thomas	29 College Grove TN	46:10.21	9:18
54	589	300 Eric Lewis	27 Rock Spring GA	46:17.86	9:19
55	602	188 Andrew Glass	26 Knoxville TN	46:27.86	9:21
56	610	429 Seth Rogers	28 Signal Mountain TN	46:37.10	9:23
57	611	45 Robby Bosshardt	27 Macon GA	46:37.76	9:23
58	617	1173 Pete Tenks	27 Altha FL	46:46.42	9:25
59	626	1159 Rodrigo Valle	27 Chattanooga TN	46:53.45	9:26
60	630	732 Jeffrey Maddux	29 Chattanooga TN	46:58.91	9:28
61	677	696 Jason Gruner	29	47:41.44	9:36
62	699	1047 Ron Roskelly	29 Clinton TN	48:08.15	9:41
63	716	19 John Barlew	27 Chattanooga TN	48:31.35	9:46
64	741	108 Ryne Clinard	25 Cleveland TN	49:09.29	9:54
65	742	375 Christian Orth	28 Harrison TN	49:09.49	9:54
66	747	654 Matthew Scofield	29 Signal Mtn. TN	49:13.93	9:55
67	756	664 Joshua Suddath	25 Dalton GA	49:21.46	9:56
68	767	1020 Chris Pike	27 Hixson TN	49:38.74	10:00
69	814	397 Michael Prater	27 Chattanooga TN	51:13.48	10:19
70	826	645 Byron Payne	29 Trenton TN	51:34.66	10:23
71	831	92 Benjamin Cate	29 Chattanooga TN	51:40.79	10:24
72	888	325 William Melhorn	28 Chattanooga TN	53:06.19	10:41
73	903	1149 Will Clegg	26 Hixson TN	53:31.40	10:47
74	922	41 Fred Bossert	26 Jonesborough TN	54:13.19	10:55
75	948	293 Mike Kraycinovich	29 Chattanooga TN	55:13.96	11:07
76	988	492 John Strange	27 Knoxville TN	57:24.07	11:33
77	994	48 Jonathan Brame	27 Collierville TN	57:38.07	11:36
78	1005	11 William Ashe	25 Franklin TN	58:18.39	11:44
79	1025	1010 Andrew Labonne	28 Colteawah TN	59:39.83	12:01
80	1047	1109 Phillip Powell	25 Chatt TN	1:02:43.12	12:38
81	1059	473 Matthew Smithson	28 Decatur GA	1:05:04.78	13:06
82	1084	870 Austin Young	29 Bremen GA	1:16:02.70	15:18

FEMALE AGE GROUP: 25 - 29

Place	O'All	Bib#	Name	Age	City,st	Nettime	Pace
1	48	438	Liz Sawyer	28	Chattanooga TN	33:26.17	6:44
2	53	299	Emily Lasater	27	Chattanooga TN	33:43.67	6:48

3	58	1141	Laura Gold	27	College Park GA	34:34.75	6:58
4	66	805	Julie Simmons	28	Chatt TN	35:03.21	7:04
5	105	817	Lindsey Simms	28	Rossville GA	36:51.59	7:25
6	110	233	Letisha Hidinger	28	Chattanooga TN	37:00.62	7:27
7	135	218	Patience Harris	25	Hixson TN	37:52.59	7:38
8	143	600	Rebecca George	29	Murfreesboro TN	37:59.98	7:39
9	145	533	Meghan Whitley	29	Chattanooga TN	38:00.28	7:39
10	148	1138	Anne Kemmerer	27	Atlanta GA	38:02.17	7:40
11	162	698	Katie Goodwin	29		38:23.05	7:44
12	173	715	Becky Beasley	29	Rossville GA	38:32.74	7:46
13	251	545	Rachel Withers	28	Chattanooga TN	40:08.27	8:05
14	273	461	Kayce Smith	27	Leland NC	40:25.48	8:08
15	303	496	Amanda Sutton	28	East Point GA	41:05.21	8:16
16	358	578	Natalie Cole	27	Ringgold GA	42:12.70	8:30
17	409	276	Hayley Keller	25		43:17.04	8:43
18	410	170	Lauren Fisher	25	Richmond VA	43:17.77	8:43
19	419	653	Laura Roop	26	Chattanooga TN	43:31.06	8:46
20	436	474	Jean Smithson	27	Decatur GA	43:56.62	8:51
21	445	129	Kellie Crye	25	Knoxville TN	44:04.04	8:52
22	447	476	Abbye Solis	29	Baltimore MD	44:04.88	8:53
23	449	556	Tara Yanik	29	Ooltewah TN	44:07.01	8:53
24	476	720	Sherri Anderson	29	Chattanooga TN	44:34.03	8:58
25	492	774	Kate Carraher	27	Chattanooga TN	44:47.15	9:01
26	499	826	Lindsey Yoshimoto	28	Cleveland TN	44:50.34	9:02
27	516	308	Lindsay Manning	28	Chattanooga TN	45:07.11	9:05
28	521	243	Lauren Howard	26	Rock Spring TN	45:14.13	9:06
29	534	266	Audra Jones	26	Whitwell TN	45:23.72	9:08
30	574	1154	Brooke Henderson	27	McDonald TN	46:09.76	9:18
31	575	619	Sarah McCandless	26	Nashville TN	46:09.84	9:18
32	576	354	Lauren Murphy	27	Chattanooga TN	46:09.88	9:18
33	577	393	Robin Posey	27	Chattanooga TN	46:10.09	9:18
34	580	311	Abby Martin	28	Chattanooga TN	46:10.40	9:18
35	601	131	Amanda Dalton	28	Roanoke VA	46:27.21	9:21
36	622	176	Amanda Forbes	29	Chattanooga TN	46:49.91	9:26
37	631	733	Emily Maddux	27	Chattanooga TN	46:59.27	9:28
38	639	534	Ashley Williams	27	Chattanooga TN	47:08.49	9:29
39	649	975	Cindy Bronniman	28	Chattanooga TN	47:24.66	9:33
40	662	49	Emily Bramlett	27	Dalton GA	47:33.29	9:34
41	664	457	Michelle Sledge	29	Chattanooga TN	47:35.26	9:35
42	714	981	Christina Deane	27	Tennessee Ridge TN	48:30.45	9:46
43	726	369	Ashley Norman	26	Hixson TN	48:49.63	9:50
44	736	280	Lanie Keyser	28	Ooltewah TN	49:01.75	9:52
45	746	324	Erin Melhorn	27	Chattanooga TN	49:13.53	9:55
46	748	202	Margret Guerrieri	25	Chattanooga TN	49:15.62	9:55
47	752	833	Shana Ringer	27	Coltewah TN	49:18.72	9:56
48	763	285	Katie King	28	Atlanta GA	49:28.12	9:58
49	770	520	Christine Visant	26	Carrollton GA	49:41.01	10:00
50	779	1049	Tisha Grantt	27	Jasper TN	49:58.42	10:04
51	788	1025	Cassandra Burgiss	27	Cleveland TN	50:15.50	10:07
52	808	525	Holly Ware	27	Cleveland TN	50:49.11	10:14
53	812	1058	Ashley Smith	26	Chattanooga TN	50:58.27	10:16
54	823	15	Lisa Ball	26	Chattanooga TN	51:30.74	10:22
55	845	903	Katie White	29	Ringgold GA	52:07.98	10:30
56	846	346	Katherine Morris	26	Atlanta GA	52:10.69	10:30
57	847	189	Christa Gosselin	26	Chattanooga TN	52:11.30	10:30
58	852	1121	Ashley Tharpe	28	Dayton TN	52:21.26	10:32
59	857	13	Janna Baldwin	27	Chattanooga TN	52:38.20	10:36
60	874	433	Cameron Schlegel	25	Nashville TN	52:56.57	10:40

61	881	46	Ruth Bosshardt	29	Chickamauga GA	53:01.30	10:40
62	886	9	Diana Appleby	26	Chattanooga TN	53:05.68	10:41
63	891	6	Kimberly Anderson	27	Ooltewah TN	53:14.55	10:43
64	901	801	Lindsey Houston	27	Chattanooga TN	53:30.76	10:46
65	904	1148	Christy Clegg	25	Hixson TN	53:31.75	10:47
66	907	1152	Emily Lawman	25		53:41.57	10:49
67	921	147	Amanda Duncan	25	Chattanooga TN	54:10.76	10:54
68	926	1135	Heather Clark	28	Tampa FL	54:28.08	10:58
69	934	1119	Jessica Economy	29	Hermitage TN	54:46.77	11:02
70	937	850	Deedra Cummings	27	Rock Spring GA	54:49.12	11:02
71	940	1008	Sheri Goulary	29	Hixson TN	55:02.18	11:05
72	946	487	Jade Stone	29	Washington DC	55:08.48	11:06
73	950	500	Kauri Tallant	29	Chattanooga TN	55:14.94	11:07
74	951	444	Amy Shuff	28	Chattanooga TN	55:15.06	11:07
75	956	546	Adrienne Wolf	29	Marquette MI	55:28.88	11:10
76	978	673	Jamie Traynor	25	Atlanta GA	56:50.46	11:27
77	989	514	Emily Uptain	27	Knoxville TN	57:27.59	11:34
78	995	12	Heather Baker	27	Collierville TN	57:38.72	11:36
79	1001	894	Laura Davis	27	Chattanooga Tn TN	58:01.97	11:41
80	1022	179	Kellie Freytag	28	Cleveland TN	59:36.99	12:00
81	1028	1083	Jessica West	28	Chattanooga TN	59:53.04	12:03
82	1036	812	Amy Stansell	29		1:00:26.69	12:10
83	1038	5	Courtney Anderson	26	Chattanooga TN	1:00:54.44	12:16
84	1043	347	Sarah Morris	28	Albany GA	1:01:26.19	12:22
85	1048	18	Virginia Barfield	27	Chattanooga TN	1:02:44.88	12:38
86	1079	298	Stephanie Lang	27	Chattanooga TN	1:14:26.45	14:59
87	1080	320	Amanda McGlone	28	Alexandria VA	1:14:29.76	15:00
88	1081	10	Meaghan Ashe	25	Franklin TN	1:14:31.77	15:00

MALE AGE GROUP: 30 - 34

Place	O'All	Bib#	Name	Age	City,st	Nettime	Pace
1	26	1053	Teddy Park	34	Asheville NC	30:37.00	6:10
2	49	1001	Josh Carter	33	Chatt TN	33:30.43	6:45
3	63	921	Allen Tantiachai	33	Whitwell TN	34:55.67	7:02
4	68	162	Donald Euler Jr	31	Dayton OH	35:10.78	7:05
5	70	371	Brent Okeefe	31	Chattanooga TN	35:13.08	7:06
6	79	708	John Dieringer	33	West Chester OH	35:33.64	7:10
7	85	283	Justin Kilgore	34	Chattanooga TN	35:57.55	7:15
8	86	1000	Trevor Reeves	30	Chattanooga TN	36:03.48	7:16
9	89	853	Tim Smith	30	Chattanooga TN	36:11.26	7:17
10	96	908	Matt Postell	32	Baltimore MD	36:27.55	7:21
11	109	616	Daniel Lucas	33	Ringgold GA	36:57.85	7:27
12	115	232	Chad Hidingier	32	Chattanooga TN	37:16.44	7:30
13	116	701	Robert Greene	34	Harrison TN	37:16.61	7:30
14	119	104	James Clark	33	Huntersville NC	37:20.52	7:31
15	124	484	Ben Stafford	31	Atlanta GA	37:29.84	7:33
16	131	355	Matt Murphy	31	Chattanooga TN	37:44.09	7:36
17	158	249	Curtis Jackson	32	Chickamauga GA	38:15.71	7:42
18	161	210	Blake Hamby	34	Birmingham AL	38:18.56	7:43
19	163	428	Joshua Rogers	30	Soddy Daisy TN	38:23.37	7:44
20	175	687	Paul Smith	33	Lyerly GA	38:35.62	7:46
21	181	426	Benjamin Rogers	32	Signal Mountain TN	38:51.59	7:50
22	189	865	Chuck Mindel	33	Coltewah TN	38:59.22	7:51
23	204	636	Evan Parker	30	Chattanooga TN	39:30.93	7:57
24	212	52	Jason Brannen	30	Soddy Daisy TN	39:37.11	7:59
25	216	423	Seth Robinson	30	Chattanooga TN	39:38.76	7:59
26	219	1116	Kevin Beahm	32	Chattanooga TN	39:40.88	7:59

27	235	988	Jeremy Cardwell	34	Soddy Daisy TN	39:58.56	8:03
28	264	780	Jonathan Cooper	34	East Ridge TN	40:19.87	8:07
29	276	132	Brad Dalton	31	Roanoke VA	40:29.32	8:09
30	287	271	Tommy Keener	30	Dalton GA	40:48.62	8:13
31	295	125	Jason Cox	33	Cleveland TN	40:54.62	8:14
32	296	1013	Patrick McGinnis	31	Chattanooga TN	40:54.97	8:14
33	302	1112	Dave Dennison	31	Keller TX	41:03.55	8:16
34	318	127	Micah Cruse	32	Parsons TN	41:27.49	8:21
35	319	777	Garren Hamby	31		41:28.41	8:21
36	330	480	Todd Sparks	31	Cleveland TN	41:40.45	8:24
37	339	374	Brandon Orear	30	Chattanooga TN	41:56.73	8:27
38	343	471	Kevin Smith	33	Chattanooga TN	42:00.21	8:27
39	344	1074	Paul Howard	30	Cleveland TN	42:00.41	8:28
40	372	265	Jamie Jollie	34	Chattanooga TN	42:47.78	8:37
41	376	802	Kristopher Crawford	31	Chattanooga TN	42:50.61	8:38
42	387	792	John Lewis	31	Chattanooga TN	42:56.10	8:39
43	397	717	Matt Moore	32	Cleveland TN	43:04.91	8:40
44	404	902	Michael White	32	Ringgold GA	43:14.30	8:42
45	408	852	Michael Steffey	34	Ringgold GA	43:15.94	8:43
46	427	207	Scott Hakaim	34	Lakewood OH	43:43.67	8:48
47	430	30	Julian Bennett	30	Chattanooga TN	43:48.10	8:49
48	432	710	Ryan Ranalli	32	Coltewah TN	43:52.84	8:50
49	469	102	Joel Christensen	30	East Ridge TN	44:28.36	8:57
50	470	177	Justin Foster	33	Rossville GA	44:28.93	8:57
51	481	255	Gary Jasionowicz	34	Rochester Hills MI	44:37.36	8:59
52	486	1034	Tyler Duffy	32	Mt Juliet TN	44:44.92	9:01
53	487	580	Bill Copeland	32	Chattanooga TN	44:45.20	9:01
54	489	977	Tony Maxwell	32	Hixson TN	44:45.42	9:01
55	533	1061	Keith Shadwick	34	Chattanooga TN	45:23.69	9:08
56	556	322	Andrew McMahon	32	Cleveland TN	45:55.59	9:15
57	567	1165	Mike Snackenberger	32	Thompsons Station	46:04.34	9:17
58	582	381	Aaron Payne	32	Ringgold GA	46:12.92	9:18
59	594	88	Thomas Carr	30	Chattanooga TN	46:26.05	9:21
60	634	183	William Getry	32	Greensboro NC	47:00.80	9:28
61	669	360	Carlos Negrete	32	Huntersville NC	47:37.55	9:35
62	672	495	Shannon Sullivan	33	Ringgold GA	47:38.34	9:35
63	674	361	Nefi Negrete	34	Liberty Twp OH	47:38.39	9:36
64	692	828	David Jr. Barlew	30	Chattanooga TN	47:56.37	9:39
65	706	765	Scott Tinney	30	Swanee GA	48:16.48	9:43
66	713	379	Robert Partee	33	Memphis TN	48:26.00	9:45
67	751	410	John Reynolds	31	Lexington KY	49:18.66	9:56
68	778	116	Jerry Cook	34	Spring City TN	49:57.85	10:04
69	795	66	Orin Brown	33	Clarksville TN	50:27.27	10:09
70	797	302	Jason Lock	31	Morrisville NC	50:27.96	10:10
71	806	526	Kris Ware	30	Cleveland TN	50:48.66	10:14
72	815	739	Andrew Lancaster	30	Lookout Mountain G	51:15.90	10:19
73	821	799	Chris Massengill	33	Adairsville GA	51:27.90	10:22
74	866	350	Justin Mull	34	Harrison TN	52:46.68	10:38
75	896	1126	Matt Lyons	30	Chattanooga TN	53:23.89	10:45
76	916	337	Patrick Moates	32	Hixson TN	53:58.98	10:52
77	919	377	Luke Paiva	31	Homewood AA	54:09.49	10:54
78	927	883	Christopher White	31	Chattanooga TN	54:35.46	10:59
79	939	562	Marcel Zemp	33	Ann Arbor MI	54:59.88	11:04
80	972	358	James Myers	32	Ooltewah TN	56:33.81	11:23
81	1052	603	John Griesinger	34	Signal Mountain TN	1:03:16.71	12:44

FEMALE AGE GROUP: 30 - 34

Place O'All Bib# Name Age City,st Nettime Pace

1	88	352	Stacy Muller	31	Chattanooga TN	36:07.41	7:17
2	137	950	Alli Bolt	31	Chattanooga TN	37:54.99	7:38
3	144	254	Catherine Jasionowicz	32	Rochester Hills MI	38:00.13	7:39
4	153	1018	Heather Williams	32	Chattanooga TN	38:08.08	7:41
5	159	982	Alicia Roberts	30	Ripley TN	38:16.46	7:42
6	172	145	Liz Dull	34	Chattanooga TN	38:31.44	7:45
7	210	246	Chloe Ingalls	34	Chattanooga TN	39:35.59	7:58
8	226	54	Cedric Bray	33	Glendale Heights I	39:50.97	8:01
9	233	464	Denise Smith	33	Soddy Daisy TN	39:56.65	8:03
10	254	1086	Betsy Ordonez	33	Prairie Village KS	40:09.42	8:05
11	260	956	Kadi Brown	30	Hixson TN	40:14.70	8:06
12	263	430	Melissa Rogers	30	Chattanooga TN	40:16.93	8:07
13	267	854	Stephanie Smith	30	Chattanooga TN	40:22.34	8:08
14	275	485	Cara Standifer	31	Ringgold GA	40:29.18	8:09
15	282	1082	Sara S Sloan	30	Chattanooga TN	40:44.40	8:12
16	313	90	Susanna Carter	33	Chattanooga TN	41:18.28	8:19
17	316	55	Karin Bray	30	Glendale Heights I	41:20.88	8:20
18	321	608	Cheryl Howe	34	Chattanooga TN	41:31.14	8:22
19	331	583	Carie Daniel	33	Lakesite TN	41:40.82	8:24
20	338	1156	Sarah Cantrell	30	Cleveland TN	41:54.40	8:26
21	350	231	Jennifer Hewitt	32	Cleveland TN	42:04.95	8:28
22	394	746	Hillary Libby	32	Chattanooga TN	43:00.46	8:40
23	435	793	Tifanie Campbell	30	Chattanooga TN	43:56.43	8:51
24	438	857	Sarah Brodford	30	Chattanooga TN	43:59.60	8:51
25	465	211	Erin Hamby	31	Birmingham AL	44:20.95	8:56
26	473	930	Maranatha Zopfi	32	Chattanooga TN	44:33.09	8:58
27	474	277	Laura Kelley	33	Falmouth ME	44:33.42	8:58
28	475	721	Kristy Meade	30	Flintstone GA	44:33.85	8:58
29	480	612	Susan Kelly	32	Rossville GA	44:37.25	8:59
30	482	667	Sarah Thomas	32	College Grove TN	44:38.27	8:59
31	522	1006	Laura Decker	33	Delano TN	45:14.28	9:07
32	526	460	Bethany Smith	32	Dayton TN	45:18.09	9:07
33	530	215	Mary Harless	31	Ringgold GA	45:23.45	9:08
34	531	937	Brooke Bowman	34	Chattanooga TN	45:23.46	9:08
35	552	117	Mandy Cook	34	Spring City TN	45:51.39	9:14
36	563	213	Melissa Hannah	32	Ringgold GA	46:00.37	9:16
37	587	267	Jennifer Jones	31	Rock Spring GA	46:17.55	9:19
38	591	1085	Hilary Ordonez	31	Victor ID	46:19.87	9:20
39	608	703	Missy Greene	33	Harrison TN	46:32.99	9:22
40	618	585	Hillary Dodson	33	Hixson TN	46:47.13	9:25
41	624	456	Alison Skiles	31	Chattanooga TN	46:51.78	9:26
42	682	1073	Jenny Market	34	Chattanooga TN	47:45.00	9:37
43	695	855	Heather Andrews	31	Chattanooga TN	48:01.00	9:40
44	696	932	Emily Perry	31	Chattanooga TN	48:01.14	9:40
45	728	682	Lindsay Winkler	30	Chattanooga TN	48:53.03	9:51
46	734	570	Brittany Garner	30	Chattanooga TN	48:58.25	9:52
47	757	192	Aubrey Gray	34	Georgetown TN	49:22.26	9:56
48	759	754	Jennifer Lockart	32	Hixson TN	49:25.57	9:57
49	772	384	Elizabeth Petty	32	Ringgold GA	49:42.82	10:01
50	781	1048	Amanda Dawson	33	Sequatchie TN	49:59.08	10:04
51	790	617	Lindsay Lucas	31	Ringgold GA	50:23.28	10:09
52	796	303	Jennifer Lock	32	Morrisville NC	50:27.91	10:10
53	825	644	Toni Payne	32	Ringgold GA	51:34.09	10:23
54	834	1106	Jalila Cuningham	34	Coltewah TN	51:45.00	10:25
55	835	330	Beth Miller	33	Benton TN	51:47.49	10:26
56	839	318	Amber McDowell	33	Arlington VA	51:57.94	10:28
57	848	357	Christina Myers	34	Ooltewah TN	52:17.25	10:32

58	864	310	Emily Marsh	33	Harrison TN	52:44.20	10:37
59	865	282	Amber Kilgore	33	Plymouth MI	52:45.15	10:37
60	873	185	Anna Gewecke	30	Knoxville TN	52:55.88	10:39
61	879	376	Joanna Otero	32		52:59.81	10:40
62	885	121	April Cooper	34	Chatsworth GA	53:04.85	10:41
63	889	106	Katie Clark	32	Huntersville NC	53:09.24	10:42
64	893	1111	Heather Kulisek	31	Sequatchie TN	53:17.32	10:44
65	905	187	Abigail Glass	31	Ooltewah TN	53:34.12	10:47
66	933	301	Jennifer Littel	34	Ooltewah TN	54:44.47	11:01
67	935	796	Jackie Leach	31	Coltewah TN	54:47.95	11:02
68	936	435	Lara Rollins	31	Chattanooga TN	54:48.52	11:02
69	949	486	Erin Stearns	30	Chattanooga TN	55:14.52	11:07
70	952	182	Anna George	31	Signal Mountain TN	55:18.76	11:08
71	955	781	Sara Cooper	32	East Ridge TN	55:28.47	11:10
72	957	234	Ellie Hill	31	Chattanooga TN	55:29.59	11:10
73	959	978	Stacy Hill	30	Chattanooga TN	55:30.81	11:11
74	966	849	Darsha Arnold	34	Chattanooga TN	55:47.97	11:14
75	970	99	Trinity Cho	31	East Ridge TN	56:02.55	11:17
76	983	503	Michaela Toney	31	Lavergne TN	57:09.10	11:30
77	999	976	Angie Nunley	31	Guild TN	58:00.24	11:41
78	1012	882	Kristen Aaron	32	Coltewah TN	58:45.08	11:50
79	1024	386	Rebecca Phillips	31	Chattanooga TN	59:39.66	12:01
80	1058	33	Kate Berg	31	Riggold GA	1:05:01.15	13:05

MALE AGE GROUP: 35 - 39

Place	O'All	Bib#	Name	Age	City,st	Nettime	Pace
1	29	1015	Joey Hale	37	Hixson TN	31:29.88	6:21
2	34	1037	Russell Barry	36	Hixson TN	32:08.00	6:28
3	50	1115	David Yann	36	Chattanooga TN	33:31.70	6:45
4	65	685	Steven York	38	Hixson TN	35:03.08	7:04
5	73	788	John T. Moore	36	Signal Mountain TN	35:17.70	7:07
6	81	884	Scott Moschau	39	East Ridge TN	35:35.61	7:10
7	84	1005	Eli Anderson Barrera	37	Chattanooga TN	35:56.39	7:14
8	104	317	Kirk McDermott	37	Whitwell TN	36:47.19	7:25
9	106	71	Chad Burdyslaw	38	Signal Mountain TN	36:54.73	7:26
10	171	146	Tom Dull	35	Chattanooga TN	38:31.20	7:45
11	180	1002	Rich Graham	39	Ringgold GA	38:49.07	7:49
12	190	609	Jason Irvin	37	Soddy Daisy TN	39:00.45	7:51
13	192	569	Bryan Bledsoe	37	Signal Mtn TN	39:13.50	7:54
14	193	536	Brent Wilson	35	Signal Mountain TN	39:15.05	7:54
15	201	929	Anthony Spallone	37	Chattanooga TN	39:28.93	7:57
16	208	247	Jamie Ingalls	35	Chattanooga TN	39:35.10	7:58
17	215	997	Tony Patterson	36	Signal Mountain TN	39:38.60	7:59
18	221	1021	Brad Nance	39	Dalton GA	39:45.67	8:00
19	224	222	Alan Hasty	39	Brentwood TN	39:48.54	8:01
20	245	700	Bleau Jasper	35	Coltewah TN	40:02.00	8:04
21	262	58	Bryant Brock	36	Hixson TN	40:14.90	8:06
22	288	628	David Morrissey	39	Wheaton IL	40:48.67	8:13
23	292	994	Jeff Keith	38	Ringgold GA	40:50.53	8:13
24	367	314	T.C. Mayfield	39	Hixson TN	42:41.56	8:36
25	382	167	Jason Farmer	38	Signal Mountain TN	42:54.30	8:38
26	433	370	Travis Nowell	36	Hixson TN	43:55.42	8:51
27	455	1132	Carl Huskins	39	Chattanooga TN	44:11.76	8:54
28	463	431	Mike Rogers	38	Charlotte NC	44:18.85	8:55
29	468	95	Farlie Chastain	37	Cleveland TN	44:27.99	8:57
30	477	439	Andy Johnson	38	Hixson TN	44:34.24	8:58
31	490	967	Justin Huffman	36	Madeira OH	44:46.97	9:01

32	524	897	Greg Cox	39	Florence MS	45:16.29	9:07
33	542	494	Jason Sullivan	35	Ringgold GA	45:32.36	9:10
34	545	650	Sean Price	38	Chattanooga TN	45:38.41	9:11
35	549	1147	Nick Jaanetti	38	Matthews NC	45:46.62	9:13
36	550	651	Michael Roberson	39	Adairsville GA	45:48.00	9:13
37	559	391	Colby Poole	36	Signal Mountain TN	45:57.10	9:15
38	566	1054	Peter Turk	35	Coltewah TN	46:01.96	9:16
39	568	547	Cain Wooten	38	Knoxville TN	46:04.52	9:17
40	603	675	Jeff West	36	Whitwell TN	46:28.12	9:21
41	609	581	Erick Corsa	36	West Hills CA	46:35.96	9:23
42	612	584	Jamie Daniel	36	Lakesite TN	46:40.55	9:24
43	616	1160	Jeff Kelle	37	Stone Mtn GA	46:45.97	9:25
44	638	36	Prameet Bhushan	35	Chattanooga TN	47:08.05	9:29
45	648	235	Jason Hill	36	Chattanooga TN	47:23.24	9:32
46	653	206	Lee Haggard	36	Ooltewah TN	47:25.63	9:33
47	668	78	Randy Burt	37	Newport News VA	47:37.31	9:35
48	673	362	Rafael Negrete	37	Miami FL	47:38.37	9:36
49	691	991	Chris Riggins	38	Antioch TN	47:54.82	9:39
50	702	662	David Storm	39	Hixson TN	48:12.97	9:42
51	739	735	Keith Brewton	36	Soddy Daisy TN	49:06.06	9:53
52	802	974	Jamie Brown	37	Medina TN	50:43.92	10:13
53	829	699	Joe Wingate	37		51:40.68	10:24
54	830	938	Ryan Dillard	37	Chattanooga TN	51:40.75	10:24
55	837	501	Jason Tays	35	Chattanooga TN	51:53.69	10:27
56	841	319	Jason McDowell	37	Arlington VA	52:05.32	10:29
57	849	465	Heath Smith	38	Dayton TN	52:19.27	10:32
58	928	648	Gary Petty	36	Ringgold GA	54:37.10	11:00
59	929	1099	Josh Mayfield	36	Abac GA	54:39.35	11:00
60	974	399	Terrell Pritchett	39	Rocky Face GA	56:36.98	11:24
61	1000	954	Chris Stanfield	37	Douglasville GA	58:01.48	11:41
62	1046	411	Brian Reynolds	36	Tullahoma TN	1:02:29.89	12:35
63	1068	560	Chad Young	39	Ringgold GA	1:07:33.94	13:36

FEMALE AGE GROUP: 35 - 39

Place	O'All	Bib#	Name	Age	City,st	Nettime	Pace
1	74	564	Teri Albertazzi	38	Tucson AZ	35:21.86	7:07
2	95	984	Dianna Leun	38	Signal Mountain TN	36:24.28	7:20
3	141	544	Laurie Winston	38	Charlotte NC	37:58.50	7:39
4	146	539	Marylark Wilson	36	Signal Mountain TN	38:01.31	7:39
5	184	169	Katherine Fisher	36	Sale Creek TN	38:55.25	7:50
6	197	1158	Rashelle Stafford	39	Chattanooga TN	39:18.61	7:55
7	209	412	Jenny Reynolds	37	Tullahoma TN	39:35.34	7:58
8	230	109	Susan Cobb	37	Bridgeport AL	39:51.93	8:02
9	274	714	Amy Oliver	39	Ringgold GA	40:28.58	8:09
10	311	37	Carrie Bishop	37	Hixson TN	41:11.86	8:18
11	341	152	Maria Eargle	39	Chattanooga TN	41:58.27	8:27
12	345	229	Teri Henderson	37	Collegedale TN	42:01.84	8:28
13	356	563	Erica Zimmerman	38	Tunnel Hill GA	42:11.71	8:30
14	379	396	Marsha Potter	36	Hixson TN	42:51.25	8:38
15	383	166	Ann Farmer	37	Signal Mountain TN	42:55.20	8:39
16	389	1017	Laura Aderhold	37	Etowah TN	42:56.62	8:39
17	446	1072	Sara Deyoung	35	Chattanooga TN	44:04.13	8:52
18	454	813	Mary Stoetzmer	36	Ringgold GA	44:11.70	8:54
19	483	936	Leanne Darwin	37	Mc Donough GA	44:38.42	8:59
20	505	835	Leigh Boros	36	Marietta GA	44:55.72	9:03
21	507	506	Tammy Tremblay	39	Greenville RI	45:00.94	9:04
22	537	549	Gayle Worley	39	Ringgold GA	45:30.29	9:10

23	551	1004 Vivian Barrem	38 Chattanooga TN	45:51.07	9:14
24	557	268 Sissy Jones	39 Soddy Daisy TN	45:56.32	9:15
25	569	1052 Sara Turk	36 Colteawah TN	46:04.61	9:17
26	599	706 Margaret Godfrey	35 East Ridge TN	46:27.05	9:21
27	613	223 Alyssa Hasty	39 Brentwood TN	46:41.87	9:24
28	614	368 Paula Nicholson	36 Clarksville TN	46:45.02	9:25
29	642	270 Suzanne Kalla	35 Chattanooga TN	47:14.91	9:31
30	652	115 Joan Connolly	39 Orlando FL	47:25.46	9:33
31	657	632 Brandi O-Neal	38 Chattanooga TN	47:27.52	9:33
32	679	479 Becky Sparks	35 Chattanooga TN	47:42.50	9:36
33	689	610 Andrea Irvin	36 Soddy Daisy TN	47:50.52	9:38
34	712	1016 Allison Adam	39 Chattanooga TN	48:24.44	9:45
35	724	155 Amanda Elliott	35 Cleveland TN	48:47.11	9:49
36	729	517 Tresa Vaudreuil	39 Ooltewah TN	48:53.13	9:51
37	769	604 Melissa Hale	38 Hixson TN	49:39.42	10:00
38	784	168 Tamatha Farrow	39 Ooltewah TN	50:05.51	10:05
39	791	56 Robin Brinson	39 Chattanooga TN	50:24.01	10:09
40	818	57 Traci Brinson	35 Chattanooga TN	51:19.22	10:20
41	822	798 Bridgett Massengill	35 Adairsville GA	51:27.95	10:22
42	827	996 Rhonda Hicks	39 Rossville GA	51:35.54	10:23
43	828	771 Kelley Morse	38 Dunlap TN	51:35.59	10:23
44	850	613 Angela Hill	38 Chattanooga TN	52:20.45	10:32
45	863	973 Karen Brown	36 Medina TN	52:41.76	10:37
46	872	327 Haley Middleton	36 Tunnel Hill GA	52:54.21	10:39
47	875	427 Holly Rogers	36 Chattanooga TN	52:56.71	10:40
48	898	794 Stacy Cook	35 Chattanooga TN	53:29.70	10:46
49	943	140 Tami Downs	36 Harrison TN	55:07.29	11:06
50	960	458 Amy Smith	35 Dayton TN	55:30.85	11:11
51	962	459 Marci Smith	36 Ooltewah TN	55:35.41	11:11
52	971	316 Audra McDermott	38 Whitwell TN	56:21.56	11:21
53	976	387 Vickie Pleus	36 Deland FL	56:39.20	11:24
54	979	190 Stephanie Graham	39 Chattanooga TN	56:52.94	11:27
55	981	1162 Shawn Teagans	36 Chattanooga TN	56:55.89	11:28
56	1002	463 Cynthia Smith	37 Bridgeport AL	58:04.92	11:42
57	1004	339 Karen Moore	36 Ooltewah TN	58:12.88	11:43
58	1010	321 Susanne McKee	36 Ooltewah TN	58:41.11	11:49
59	1013	864 Lanise A. Hutchins	36 Chattanooga TN	58:46.79	11:50
60	1019	511 Amy Tucker	35 Chatsworth GA	59:23.04	11:57
61	1030	395 Leigh Ann Potter	37 Hixson TN	59:54.45	12:04
62	1035	734 Wendy Brewton	39 Soddy Daisy TN	1:00:21.67	12:09
63	1037	655 Rena Scoggins	37 Hixson TN	1:00:32.01	12:11
64	1071	875 Barbara Thomas	36 Asheville NC	1:09:15.07	13:56
65	1073	341 Shelley Moore	38 Hixson TN	1:10:59.96	14:17
66	1078	422 Robin Roberts	39 Greeneville TN	1:13:19.46	14:46

MALE AGE GROUP: 40 - 44

Place	O'All	Bib#	Name	Age	City,st	Nettime	Pace
1	14	1108	Joe Sneed	43	Soddy Daisy TN	29:14.19	5:53
2	28	840	Ryan Shrum	43	Chattanooga TN	31:10.42	6:17
3	30	940	Les Conner	41	Chattanooga TN	31:35.12	6:22
4	31	568	Ralf Bienow	44	Ihlowerfehn TN	31:50.92	6:25
5	32	918	Mark Kuhn	43	Colteawah TN	31:53.38	6:25
6	46	1102	Franklin Farrow	40	Pikeville TN	33:12.27	6:41
7	47	880	Bob Elliott	40	Daytona Beach FL	33:23.08	6:43
8	59	1097	Carlton Volberg	44	Chattanooga TN	34:38.30	6:59
9	83	589	Mark Ervin	44	Ooltewah TN	35:38.68	7:11
10	94	160	Delsan Erb	41	Apison TN	36:20.96	7:19

11	125	161	Robert Estoye	41	Hixson TN	37:29.87	7:33
12	126	749	Chris Harris	41	Ringgold GA	37:32.20	7:34
13	127	1014	Everett Hauser	43	Cleveland TN	37:36.76	7:34
14	132	1093	Jim Brown	44	Pasadena TX	37:44.29	7:36
15	142	1128	Paul Bryant	40	Cleveland TN	37:59.30	7:39
16	155	888	Duke Richey	42	Chatt TN	38:11.33	7:41
17	157	186	Jay Gill	43	Ooltewah TN	38:12.42	7:42
18	176	173	David Fleming	40	Owings MD	38:35.78	7:46
19	183	424	Geoff Rodgers	42	Chattanooga TN	38:54.69	7:50
20	188	481	Chris Spencer	41	Winchester VA	38:58.48	7:51
21	211	156	Gregg Ellis	40	Calhoun GA	39:36.32	7:59
22	231	968	Richard Tennyson	40	Ringgold GA	39:53.97	8:02
23	246	151	Chris Eargle	40	Chattanooga TN	40:03.63	8:04
24	266	939	Greg Highwood	40	Coltewah TN	40:21.79	8:08
25	268	591	Randall Fisher	40	Ringgold GA	40:22.54	8:08
26	280	962	Rob Berz	43	Norfolk VA	40:32.27	8:10
27	283	768	Chris Hall	43	Chattanooga TN	40:46.85	8:13
28	336	946	Hans Sowrry	42	Ooltewah TN	41:50.26	8:25
29	340	998	Jody Buckner	40	Dalton GA	41:56.85	8:27
30	349	926	Greg Boring	44	Chattanooga TN	42:03.86	8:28
31	363	449	Greg Sikes	42	Chickamauga GA	42:31.10	8:34
32	364	328	Todd Middleton	40	Tunnel Hill GA	42:31.57	8:34
33	373	32	Tim Benson	43	37406 TN	42:48.06	8:37
34	378	586	Shawn Douthat	43	Chattanooga TN	42:50.88	8:38
35	393	403	Phil Qualter	44	Smyrna GA	42:59.57	8:39
36	403	313	Rob Martin	40	Soddy Daisy TN	43:12.41	8:42
37	414	971	Andre Rado	44	Chattanooga TN	43:23.06	8:44
38	415	931	David Mattson	41	Coltewah TN	43:24.12	8:44
39	428	214	Charlie Hargis	41	Harrison TN	43:45.14	8:49
40	444	961	Craig Raughton	40	Aurora IL	44:03.30	8:52
41	462	363	James Nelson	40	Chattanooga TN	44:16.70	8:55
42	466	543	Tom Winston	41	Charlotte NC	44:26.31	8:57
43	467	1080	Scott Wilhoit	41	Chattanooga TN	44:26.33	8:57
44	508	691	Clarence Dobbs	44		45:01.49	9:04
45	525	722	Todd Moore	43	Chattanooga TN	45:16.33	9:07
46	558	382	Chris Peoples	43	Chattanooga TN	45:56.40	9:15
47	570	573	Stephen Brown	41	Cartersville GA	46:04.62	9:17
48	593	29	Rob Bell	40	Copperhill TN	46:26.03	9:21
49	604	70	Bob Burdell	40	Atlanta GA	46:28.75	9:21
50	641	550	Mike Worley	40	Ringgold GA	47:10.06	9:30
51	650	509	Todd Trew	44	Delano TN	47:25.33	9:33
52	667	649	Randy Petty	43	Ooltewah TN	47:37.12	9:35
53	694	618	Grady May	40	Clayton NC	47:59.92	9:40
54	704	933	Mark Smeltzer	42	Chattanooga TN	48:14.09	9:43
55	709	84	Bruce Carey	42	Bowling Green KY	48:20.44	9:44
56	735	692	Cal Lloyd	42		48:58.70	9:52
57	745	1131	Steve McRoy	44	Harrison TN	49:13.04	9:55
58	750	1120	Thom Leroh	43	Chattanooga TN	49:17.98	9:56
59	764	286	David King	40	Chattanooga TN	49:31.78	9:58
60	783	436	Jay Roueche	43	Chattanooga TN	50:04.68	10:05
61	786	548	Terry Wooten	41	Chickamauga GA	50:09.70	10:06
62	803	900	Joe Griffin	42	Soddy Daisy TN	50:44.16	10:13
63	836	175	Fred Flint	40	Chattanooga TN	51:48.08	10:26
64	851	1063	Dan Ringhofer	43	Chattanooga TN	52:20.58	10:32
65	861	499	Mark Swope	40	Chattanooga TN	52:41.21	10:36
66	878	404	Christopher Ransby	40	Chattanooga TN	52:59.31	10:40
67	913	263	Michael Johnson	41	Hixsw\on TN	53:57.18	10:52
68	914	364	Todd Nelson	41	Cleveland TN	53:57.18	10:52

69	931	118	Michael Cook	43	Louisville KY	54:40.19	11:00
70	941	986	Brian Ghormley	40	Coltewah TN	55:06.87	11:06
71	969	925	William Edward Jr. Gran	41	Chattanooga TN	55:59.27	11:16
72	980	191	Ed Graham	43	Chattanooga TN	56:53.36	11:27
73	993	508	Scott Trew	42	Severna Park MD	57:34.32	11:35
74	1007	467	James Smith	40	Bridgeport AL	58:28.88	11:46
75	1020	605	Stewart Hale	44	Hixson TN	59:26.14	11:58
76	1045	251	Erik Jansen	40	Chattanooga TN	1:01:32.45	12:23
77	1055	895	Ian Webb	40	Davie FL	1:04:08.90	12:55
78	1085	747	Edward Santiago	42	Charlotte NC	1:18:16.53	15:45

FEMALE AGE GROUP: 40 - 44

Place	O'All	Bib#	Name	Age	City,st	Nettime	Pace
1	107	590	Jennifer Evans	41	Hixson TN	36:56.91	7:26
2	156	889	Sarah Richey	41	Chatt TN	38:11.52	7:41
3	160	383	Connie Petty	44	Ooltewah TN	38:18.34	7:43
4	164	69	Dana Bryan	44	Cleveland TN	38:23.94	7:44
5	185	935	Anna Morgan	42	Chattanooga TN	38:57.35	7:51
6	202	22	Angela Bartlett	40	Dover FL	39:30.34	7:57
7	207	158	Barbara Ensign	42	Chattanooga TN	39:33.24	7:58
8	213	772	Joan Vos	43	Chickamauga GA	39:37.63	7:59
9	218	62	Gina Brown	42	Ooltewah TN	39:40.62	7:59
10	253	67	Rose Brown	43	Ringgold GA	40:09.04	8:05
11	290	365	Trish Newsom	41	Soddy Daisy TN	40:49.18	8:13
12	312	1023	Tracey Wade	41	Dalton GA	41:14.26	8:18
13	354	405	Shawen Ransby	41	Chattanooga TN	42:08.51	8:29
14	377	862	Debbie Smith	42	Hixson TN	42:50.74	8:38
15	390	524	Treva Walshe	42	Chattanooga TN	42:57.29	8:39
16	448	1079	Suzi Faver	40	Chattanooga TN	44:05.37	8:53
17	451	1027	Lesley Bostain	44	East Ridge TN	44:07.14	8:53
18	517	629	Rachel Morrissey	40	Wheaton IL	45:07.19	9:05
19	539	119	Tammy Cook	41	Hixson TN	45:31.75	9:10
20	540	748	Lisa Harris	41	Ringgold GA	45:31.92	9:10
21	546	518	Danna Vaughn	44	Chattanooga TN	45:42.48	9:12
22	562	392	Embree Poole	40	Signal Mountain TN	45:59.88	9:16
23	643	1164	Tina Stonebrook	41	Chattanooga TN	47:15.66	9:31
24	659	559	Belinda Young	41	Chatsworth GA	47:28.41	9:34
25	661	815	Paula Collier	44	Ringgold GA	47:32.62	9:34
26	666	566	Leann Barnes	44	Harrison TN	47:36.08	9:35
27	680	523	Jennie Wallace	41	Chattanooga TN	47:43.43	9:37
28	703	934	Melissa Smeltzer	42	Chattanooga TN	48:13.80	9:43
29	708	28	Karie Bell	42	Hixson TN	48:19.76	9:44
30	718	409	Jill Reynolds	40	Cleveland TN	48:37.03	9:47
31	744	943	Patricia Anderson	43	Rossville GA	49:12.19	9:54
32	749	281	Jennifer Kilby	42	Trenton GA	49:16.77	9:55
33	758	1038	Britta Rusk	42	Harrison TN	49:24.75	9:57
34	760	753	Barbie Stewart	40	Soddy Daisy TN	49:25.73	9:57
35	793	174	Lisa Flint	40	Chattanooga TN	50:25.27	10:09
36	798	126	Amy Cruse	40	Parsons TN	50:35.98	10:11
37	819	652	Suzy Rogers	42	Harrison TN	51:19.72	10:20
38	833	264	Vicky Johnson	44	Soddy Daisy TN	51:42.44	10:25
39	858	607	Tammy Howe	43	Evans TN	52:38.80	10:36
40	910	89	Dawn Carson	40	Cleveland TN	53:45.78	10:49
41	942	1139	Jeanne Harris	41	Chattanooga TN	55:07.02	11:06
42	1003	103	Stacy Chuvala	40	Chattanooga TN	58:06.19	11:42
43	1041	252	Tanya Jansen	40	Chattanooga TN	1:01:21.22	12:21
44	1057	923	Tami Byron	40	Chattanooga TN	1:04:37.16	13:00

45 1075 1136 Beverly Kaliadko 44 TN 1:12:02.01 14:30

MALE AGE GROUP: 45 - 49

Place	O'All	Bib#	Name	Age	City, st	Nettime	Pace
1	11	705	Joe Johnson	49	Chattanooga TN	28:24.15	5:43
2	33	1022	Gary Adkins	46	Hixson TN	32:01.62	6:27
3	43	1117	Andy Meyer	48	Cohutta GA	32:47.98	6:36
4	44	980	Bill Minehan	48	Hixson TN	33:04.85	6:40
5	51	995	Sammy Kay	45	Dayton TN	33:38.28	6:47
6	67	752	Jude Hatcherl	47	Ringgold GA	35:03.38	7:04
7	87	972	Paul Gouge	49	Austin TX	36:03.84	7:16
8	92	1039	Ed Rusk	45	Harrison TN	36:14.95	7:18
9	111	74	Brent Burns	45	Ooltewah TN	37:06.97	7:28
10	113	1170	Ray Been	48	Apison TN	37:08.30	7:29
11	138	278	Ray Kellum	47	Signal Mtn. TN	37:55.22	7:38
12	147	50	Elvis Brandon	47	Old Hickory TN	38:01.67	7:39
13	169	305	Tim Louderback	47	Cleveland TN	38:27.31	7:45
14	178	1071	Finley King	45	Chattanooga TN	38:42.72	7:48
15	191	2	Jeffrey Allen	49	Chattanooga TN	39:09.17	7:53
16	205	23	Scott Bartlett	49	Dover FL	39:30.98	7:57
17	217	312	Randall Martin	49	Dalton GA	39:39.01	7:59
18	237	348	Tim Morris	49	Chattanooga TN	39:59.14	8:03
19	243	919	Rod Worden	46	Springfield VA	40:01.15	8:04
20	249	669	Doug Thompson	46	Rockspring GA	40:06.11	8:05
21	258	999	John Kelley	46	Rossville GA	40:11.69	8:06
22	298	1067	Blake Young	45	Signal Mountain TN	40:58.93	8:15
23	307	825	Scott Thompson	45	Chattanooga TN	41:10.50	8:17
24	308	406	Kim Ray	49	Ringgold GA	41:11.27	8:18
25	310	38	Mark Bishop	45	Hixson TN	41:11.73	8:18
26	329	625	Erle Miles	45	Flintstone GA	41:39.40	8:23
27	346	660	Terry Smith	48	Ringgold GA	42:01.89	8:28
28	371	920	Daniel Flack	45	Chattanooga TN	42:47.38	8:37
29	388	248	David Jabaley	49	Hixson TN	42:56.31	8:39
30	396	236	Stacey Hill	47	Dayton TN	43:04.74	8:40
31	412	769	Joe Dumas	49	Signal Mountain TN	43:19.55	8:43
32	416	512	Keith Turner	45	Chattanooga TN	43:26.03	8:45
33	417	73	Michael Burnett	46	Flintstone GA	43:26.36	8:45
34	423	727	Charles Fricks	45	Chattanooga TN	43:38.57	8:47
35	431	1068	J C Campbell	46	Chattanooga TN	43:49.54	8:49
36	478	969	Clifton Goodgame	47	Chattanooga TN	44:34.96	8:59
37	494	535	Ivey Williamson	45	Signal Mtn TN	44:47.52	9:01
38	501	1143	Steven Sheets	49	Chattanooga TN	44:54.25	9:02
39	504	910	Rick Worley	49	Soddy Daisy TN	44:54.64	9:03
40	510	1150	Kelvin Staupa	47	Coltewah TN	45:01.97	9:04
41	518	901	Todd Inman	45	Coltewah TN	45:08.21	9:05
42	520	736	Alan Kingsley	45	Coltewah TN	45:12.57	9:06
43	554	846	David Gutillo	48	Soddy Daisy TN	45:52.65	9:14
44	564	1019	Tony Fien	46	Soddy Daisy TN	46:00.49	9:16
45	581	437	Brian Santin	47	Chattanooga TN	46:10.54	9:18
46	621	886	Scott Gill	45	Chattanooga TN	46:49.46	9:26
47	632	157	Tom Ellis	45	Bunker Hill WV	46:59.70	9:28
48	656	737	Marc Kingsley	48	Cooperstown NY	47:26.40	9:33
49	700	1029	Fred Schendel	46	Ringgold GA	48:10.02	9:42
50	721	421	Dan Ripper	45	Chattanooga TN	48:39.27	9:48
51	740	1142	Eddie Anderson	49	Maury City TN	49:07.39	9:53
52	753	59	Campbell Brooks	46	Ringgold GA	49:19.84	9:56
53	817	814	Greg Creswell	47		51:17.52	10:20

54	824	819	Eric Voges	48	Chattanooga TN	51:30.77	10:22
55	862	455	Scott Sitton	46	Buford GA	52:41.27	10:36
56	890	107	Roger Clark	49	Grayson GA	53:09.35	10:42
57	899	150	James Duran	49	Ringgold GA	53:30.04	10:46
58	902	269	Brian Kalla	48	Chattanooga TN	53:30.88	10:46
59	909	470	Michael Smith	47	Chickamauga GA	53:43.32	10:49
60	915	217	Mitchell Harris	49	Chattanooga TN	53:57.63	10:52
61	918	68	Brad Broyles	45	Garner NC	54:06.68	10:54
62	967	760	Frank Hutsell	46	Coltewah TN	55:55.05	11:15
63	975	483	Jeff Spivey	45	Hixson TN	56:38.17	11:24
64	987	27	Paul Becker	46	Chattanooga TN	57:21.76	11:33
65	997	1137	Dan Koliadko	48	TN	57:43.65	11:37
66	1018	859	Norman Gaither	49	Trion GA	59:11.98	11:55
67	1021	837	Robert Hilliard	45	Chattanooga TN	59:33.14	11:59
68	1064	876	Neal Dornbusch	49	Lexington KY	1:05:48.93	13:15

FEMALE AGE GROUP: 45 - 49

Place	O'All	Bib#	Name	Age	City,st	Nettime	Pace
1	121	469	Penney Smith	47	Wake Forest NC	37:27.58	7:33
2	232	194	Karen Gregory	46	Chattanooga TN	39:54.41	8:02
3	241	257	Kelly Jennings	47	Mc Donald TN	40:00.26	8:03
4	286	892	Janice Cornett	47	Chattanooga TN	40:47.79	8:13
5	297	726	Susan Laughrey	47	Coltewah TN	40:58.16	8:15
6	337	947	Annette Butler	47	Ooltewah TN	41:50.27	8:25
7	386	105	Karen Clark	47	Grayson GA	42:56.08	8:39
8	434	671	Karen Thurmond	45	Longwood FL	43:56.01	8:51
9	437	447	Gretchen Sigsworth	48	Ootewah TN	43:57.03	8:51
10	439	881	Wanda Billings	49	Danville VA	43:59.95	8:52
11	458	419	Christie Richardson	45	Ringgold GA	44:15.43	8:55
12	459	821	Amy Oliver	47	Ringgold GA	44:15.70	8:55
13	498	453	Wendy Simko	48	Georgetown TN	44:49.95	9:02
14	509	51	Lori Brandon	49	Old Hickory TN	45:01.60	9:04
15	511	877	Deborah Dornbusch	49	Lexington KY	45:02.52	9:04
16	514	98	Lynn Chill	49	Ooltewah TN	45:04.79	9:05
17	532	212	Gina Hamel	48	Chattanooga TN	45:23.53	9:08
18	535	335	Michelle Mitchell	46	Ooltewah TN	45:24.59	9:09
19	588	797	Paula Babb	45	Chattanooga TN	46:17.74	9:19
20	646	704	Leslie Johnson	46	Chattanooga TN	47:22.35	9:32
21	693	540	Patricia Wilson	48	Flintstone GA	47:57.63	9:39
22	723	21	Tina Barringer	48	Harrison TN	48:47.04	9:49
23	727	272	Pam Keeter	48	Rocky Face GA	48:52.58	9:50
24	794	85	Cathy Carey	45	Bowling Green KY	50:26.31	10:09
25	811	79	Cindy Burtnett	47	Cleveland TN	50:57.52	10:16
26	854	26	Jeannette Beach	49	Chattanooga TN	52:23.33	10:33
27	892	661	Randi Smith	45	Signal Mtn. TN	53:16.88	10:44
28	963	241	Terry Holden	48	Soddy Daisy TN	55:38.02	11:12
29	973	401	Rhonda Pritchett	46	Rocky Face GA	56:36.64	11:24
30	982	1123	Mary Holder	47	Cleveland TN	57:05.53	11:30
31	1017	373	Deborah Olsen	46	Ooltewah TN	59:05.41	11:54
32	1033	111	Trish Cole	45	Chattanooga TN	1:00:03.46	12:05
33	1050	866	Sandy Condroski	46	Hixson TN	1:03:03.73	12:42
34	1065	297	Barbera Laman	48	Chicamauga GA	1:06:24.22	13:22

MALE AGE GROUP: 50 - 54

Place	O'All	Bib#	Name	Age	City,st	Nettime	Pace
1	17	786	Erin Clarke	52	Chattanooga TN	29:37.47	5:58

2	37	809	Steve Bradley	52	Ringgold GA	32:10.49	6:29
3	39	1078	Chad Vargo	52	Hixson TN	32:19.59	6:31
4	99	729	Jeff Straussberger	52	Cleveland TN	36:34.54	7:22
5	108	197	Jeff Grisham	51	Chattanooga TN	36:57.68	7:27
6	123	1057	Marvin Watson	54	Chatt TN	37:29.67	7:33
7	228	1089	Terry Hampton	52	Calhoun GA	39:51.49	8:02
8	229	1092	Robert Knies	54	Winchester TN	39:51.70	8:02
9	236	290	Mike Kirkland	50	Chattanooga TN	39:58.89	8:03
10	269	592	Scott Fisher	52	Rock Spring GA	40:22.98	8:08
11	301	425	Robert Rodgers	53	Chattanooga TN	41:02.79	8:16
12	333	230	Darrell Henry	54	Chickamauga GA	41:43.34	8:24
13	342	1070	Quint Mansell	54	Chatt TN	41:59.47	8:27
14	348	414	Greg Rice	52	Tallahassee FL	42:02.89	8:28
15	385	1155	Gregg Sullivan	53	Signal Mountain TN	42:55.93	8:39
16	395	822	Wade Floyd	50	Hill City GA	43:02.32	8:40
17	400	1124	Mack Sumida	50	Hixson TN	43:08.28	8:41
18	402	154	Rick Eberle	50	Chattanooga TN	43:09.37	8:41
19	442	1113	James Keef	51	Chattanooga TN	44:01.42	8:52
20	443	260	Mike Jennings	52	Chattanooga TN	44:03.08	8:52
21	515	446	Dan Shupe	50	Ooltewah TN	45:05.26	9:05
22	519	719	Sam Wills	54	Chatt TN	45:09.03	9:05
23	528	743	Matt Clemmer	50	Hixson TN	45:18.69	9:07
24	536	863	Eric Lamport	53	Chattanooga TN	45:27.57	9:09
25	547	731	Cheri Straussberger	53	Cleveland TN	45:44.68	9:13
26	571	1171	R Gilbert	51	Chattanooga TN	46:07.62	9:17
27	633	171	Edward Flanagan	53	Knoxville TN	47:00.36	9:28
28	636	1101	Steve Smalling	50	Jasper TN	47:07.26	9:29
29	663	532	Miller Welborn	51	Lookout Mountain T	47:34.47	9:35
30	670	887	Keith Sands	51	Chattanooga TN	47:37.56	9:35
31	683	385	Thomas Phifer	52	Chattanooga TN	47:46.33	9:37
32	688	332	Gordon Miller	52	Broadway VA	47:49.70	9:38
33	711	762	Michael Shipley	50	Coltewah TN	48:23.22	9:45
34	725	245	Bill Hunter	50	Memphis TN	48:47.39	9:49
35	743	845	Maury Smith	51	Ider AL	49:10.58	9:54
36	755	899	Robert J Tramel	53	Signal Mountain TN	49:21.39	9:56
37	813	1030	Phillip Page	54	Potomac MD	51:06.17	10:17
38	832	1129	Clint Schmitt	52	Oldfort TN	51:41.83	10:24
39	868	505	Daniel Traynor	54	Chattanooga TN	52:46.99	10:38
40	882	466	Elton Smith	51	Wake Forest NC	53:02.06	10:41
41	953	452	Vesa Silegren	50	Chattanooga TN	55:20.89	11:09
42	965	1151	Bobby Bowling	53	East Ridge TN	55:46.35	11:14
43	1044	353	Rick Mullins	52	Chattanooga TN	1:01:29.07	12:23

FEMALE AGE GROUP: 50 - 54

Place	O'All	Bib#	Name	Age	City,st	Nettime	Pace
1	198	916	Lynda Webber	51	Chattanooga TN	39:25.25	7:56
2	278	1076	Sue Martin	50	Signal Mountain TN	40:31.60	8:10
3	366	993	Susan Gallo	51	Chattanooga TN	42:40.16	8:36
4	380	738	Sherre Kingsley	51	Cooperstown NY	42:52.11	8:38
5	538	77	Elaine Burt	50	Chattanooga TN	45:31.27	9:10
6	544	40	Vicky Jo Blaylock	54	Dayton TN	45:38.36	9:11
7	572	388	Cindy Pointer	54	Hixson TN	46:07.96	9:17
8	573	472	Tamara Smith	50	Ooltewah TN	46:09.25	9:18
9	585	208	Regina Hall	52	Chattanooga TN	46:15.74	9:19
10	598	1172	Diane Halstead	52		46:26.40	9:21
11	655	4	Sandra Allen	50	Chattanooga TN	47:26.34	9:33
12	701	1069	Colleen Carboni	53	Chatt TN	48:11.05	9:42

13	715	338	Ellen Mock	54	Rossville GA	48:31.22	9:46
14	777	7	Linda Andreae	50	Chattanooga TN	49:57.68	10:04
15	800	789	Karen Carden	53	Chattanooga TN	50:40.17	10:12
16	855	1090	Beth Warren	50	Lookout Mountain G	52:24.19	10:33
17	869	554	Janice Wycherley	51	Rocky Face GA	52:47.43	10:38
18	920	148	Cindy Duncan	52	Ringgold GA	54:10.25	10:54
19	930	451	Theresa Silegren	50	Chattanooga TN	54:39.42	11:00
20	932	366	Kay Newton	53	Hixson TN	54:43.48	11:01
21	945	331	Cynthia Miller	54	McDonald TN	55:08.05	11:06
22	964	31	Pam Bennett	53	Estill Springs TN	55:42.58	11:13
23	991	759	Anne Prettyman	53	Coltewah TN	57:32.58	11:35
24	1008	144	Diane Duggan	51	Cleveland TN	58:29.27	11:46
25	1031	992	Vanessa Nunley	50	Hixson TN	59:58.73	12:04
26	1032	834	Kitty Sansing	51	Memphis TN	1:00:01.98	12:05
27	1034	203	Diane Guffey	53	Signal Mountain TN	1:00:03.56	12:05
28	1062	766	Kathy Fulton	54	Chattanooga TN	1:05:28.92	13:11

MALE AGE GROUP: 55 - 59

Place	O'All	Bib#	Name	Age	City,st	Nettime	Pace
1	60	515	Mike Usher	56	Hixson TN	34:41.62	6:59
2	80	367	Tommy Nichols	55	Rossville GA	35:33.93	7:10
3	91	803	James Hall	55	Chattanooga TN	36:12.97	7:18
4	93	1088	John Walker	58	Chattanooga TN	36:16.92	7:18
5	103	490	Dan Stone	57	Chattanooga TN	36:46.80	7:24
6	118	851	John Crawley	58	Chattanooga TN	37:20.17	7:31
7	134	130	Flash Cunningham	59	Chattanooga TN	37:49.85	7:37
8	179	688	David Metcalf	59	Chattanooga TN	38:46.73	7:49
9	257	709	Miles Tanenbaum	55	Ringgold GA	40:11.62	8:06
10	265	627	Keith Morgan	58	Chattanooga TN	40:20.75	8:07
11	291	965	Rick Bonine	55	Tyler TX	40:49.34	8:13
12	322	541	Ronald Wilson	59	Signal Mountain TN	41:31.32	8:22
13	326	893	David Presley	55	Ft Oglethorpe GA	41:34.75	8:22
14	352	958	Gary Haver	55		42:07.28	8:29
15	353	915	Spencer Evans	58	East Ridge TN	42:07.47	8:29
16	361	800	Mike Sharp	58	Rossville GA	42:28.17	8:33
17	368	1066	Mark Brooks	55	Chattanooga TN	42:43.93	8:36
18	375	871	Dennis Young	57	Ringgold GA	42:50.47	8:38
19	413	112	Billy Collier	57	Chattanooga TN	43:22.26	8:44
20	440	879	Mike Martin	59	Hixson TN	44:00.44	8:52
21	497	922	Thomas Sisemore	57	Lafayette GA	44:49.93	9:02
22	506	307	Carter Lynch	58	Chattanooga TN	44:56.71	9:03
23	553	1153	Tom Wilkey	57	Chattanooga TN	45:52.28	9:14
24	560	1133	Jeff Hollingsworth	59	Signal Mountain TN	45:59.35	9:16
25	578	39	Wesley Blankenship	55	Chesterfield VA	46:10.17	9:18
26	592	689	Tim Metcalf	58	Chattanooga TN	46:21.45	9:20
27	629	91	Danny Casteel	59	Cleveland TN	46:58.26	9:27
28	685	725	George Skonberg	58	Chattanooga TN	47:47.63	9:37
29	687	113	Mike Collins	57	Hixson TN	47:48.73	9:38
30	697	913	John Cosgrove	57	Coltewah TN	48:01.56	9:40
31	765	713	Lee Martin	55	Coltewah TN	49:32.71	9:59
32	768	417	Steve Rice	59	Chattanooga TN	49:39.31	10:00
33	897	631	Sam Nkana	58	Ooltewah TN	53:26.55	10:46
34	912	587	Lucien Ellington	59	Flintstone GA	53:49.43	10:50
35	984	289	Wendell Kirk	56	Fayetteville GA	57:09.83	11:30
36	990	219	Roger Harris	57	Ringgold GA	57:28.85	11:34
37	1014	17	Mitch Bane	55	Dewitt MI	58:55.11	11:52
38	1015	1040	David Bosshardt	58	Chickamauga GA	58:56.35	11:52

FEMALE AGE GROUP: 55 - 59

Place	O'All	Bib#	Name	Age	City,st	Nettime	Pace
1	102	839	Joy Scruggs	56	Emory VA	36:43.41	7:24
2	136	16	Kim Bane	55	Dewitt MI	37:54.14	7:38
3	259	776	Paula Cooper	55	Hixson TN	40:12.10	8:06
4	698	912	Trish Cosgrove	58	Coltewah TN	48:02.55	9:40
5	986	344	Helen Morris	59	Dayton TN	57:19.54	11:32
6	1049	1118	Becky Holden	57	Harrison TN	1:02:52.89	12:39
7	1056	134	Janet Davis	56	Winter Springs FL	1:04:18.97	12:57
8	1077	477	Judith Solovey	57	Signal Mountain TN	1:12:19.52	14:33
9	1082	872	Susan Young	56	Ringgold GA	1:15:03.30	15:06

MALE AGE GROUP: 60 - 98

Place	O'All	Bib#	Name	Age	City,st	Nettime	Pace
1	56	874	Sergio Bianchini	69	East Ridge TN	34:31.44	6:57
2	177	120	Butch Cooke	60	Ringgold GA	38:37.81	7:47
3	220	987	Doyle Thomas	65	Rossville GA	39:41.52	8:00
4	223	413	Cyrus Rhode	67	Spencer TN	39:48.05	8:01
5	261	959	Milton Moore	63		40:14.81	8:06
6	281	205	Pat Hagan	60	Chattanooga TN	40:43.65	8:12
7	314	838	Robert Havener	60	Chattanooga TN	41:18.52	8:19
8	370	638	Frank Patterson	63	Dalton GA	42:47.34	8:37
9	479	1145	Dave Kemmerer	63	Signal Mountain TN	44:36.87	8:59
10	565	380	Skip Patty	65	Ringgold GA	46:01.17	9:16
11	595	702	Jesse Roberson	71	Chattanooga TN	46:26.29	9:21
12	773	856	Bill Brodford	63	Chattanooga TN	49:44.29	10:01
13	774	209	Jim Hamblen	61	Chickamauga GA	49:52.17	10:02
14	776	970	Lawrence Cook	65	Cleveland TN	49:57.13	10:03
15	883	323	Jack Mechling	63	Olmstead Falls OH	53:02.87	10:41
16	884	836	Bob Rose	67	Chattanooga TN	53:03.30	10:41
17	894	551	Charles Jr. Wright	67	Ringgold GA	53:17.85	10:44
18	1011	273	Earl Kelle	63	Hixson TN	58:44.48	11:50
19	1053	195	Bob Griesinger	62	Signal Mtn TN	1:03:17.15	12:44
20	1060	475	Kent Smithson	60	Ooltewah TN	1:05:05.03	13:06
21	1086	163	Bruce Faerber	60	Hixson TN	1:18:37.23	15:49

FEMALE AGE GROUP: 60 - 98


Place	O'All	Bib#	Name	Age	City,st	Nettime	Pace
1	406	64	Sue Ann Brown	64	Chattanooga TN	43:15.55	8:43
2	484	35	Mildred Bethea	61	Chattanooga TN	44:42.03	9:00
3	705	1096	Lynnnda Owens	61	Lafayette GA	48:14.26	9:43
4	838	220	Sandra Harris	62	Ft Oglethorpe GA	51:56.11	10:27
5	887	165	Norma Faerber	61	Hixson TN	53:05.95	10:41
6	924	123	Pat Cory	64	Signal Mountain TN	54:20.58	10:56
7	1016	527	Bonnie Wassin	66	Chattanooga TN	59:03.51	11:53
8	1069	785	Donna Vandevander	63	Soddy Daisy TN	1:07:47.84	13:39
9	1076	378	Nancy Partee	61	Harrison TN	1:12:07.00	14:31


MALE-NO AGE AGE GROUP: 99 - 99


Place	O'All	Bib#	Name	Age	City,st	Nettime	Pace
1	359	818	Unknown	99		42:17.26	8:31
2	637	1094	Unknown	99		47:07.48	9:29
3	684	906	Unknown	99		47:46.33	9:37


FEMALE-NO AGE AGE GROUP:


Place	O'All	Bib#	Name	Age	City,st	Nettime	Pace
1	240	1087	Kate Cosgrove	99	West Springfield V	40:00.01	8:03
2	671	572	Unknown Brown	99	Chattanooga TN	47:37.89	9:35
3	998	1125	Colleen Schmitt	99	Coltewah TN	57:50.39	11:39






























































close

false

Galleries
of
by